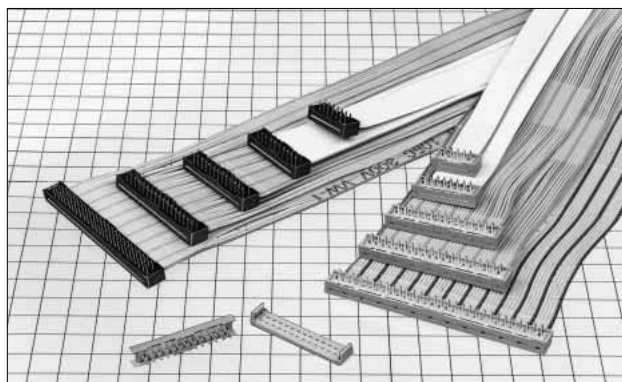


# 2.54mm Connector Directly Mounted on Board

## HIF2E Series



### ■Features

#### 1. Directly Mounted on Board

This connector can be directly mounted on the board using the 1.27mm pitch flat cable.

#### 2. Variation in Number of Contacts

10, 14, 16, 20, 26, 30, 34, 40, 50, and 60 contacts, are available

#### 3. Applicable Cable

The applicable cable is UL2651 AWG#28 flat cable (7 cores/0.127mm, jacket dia. :0.8 to 1.0mm).

### ■Applications

Computers, terminal equipment, PPC, various kinds of electronic equipment, office automation machines, etc.

### ■Product Specifications

Rating	Current rating : 1A	Operating Temperature Range : -55 to +85°C (Note 1)	Storage Temperature Range : -10 to +60°C (Note 2)
	Voltage rating : 200V AC	Operating Moisture Range : 40 to 80%	Storage Humidity Range : 40 to 70% (Note 2)

Item	Specification	Condition
1. Insulation Resistance	1000M ohms min	500V DC
2. Withstanding voltage	No flashover or insulation breakdown.	650V AC/1 minute
3. Contact Resistance	15m ohms max	0.1A
4. Vibration	No electrical discontinuity of 1μs or more	Frequency: 10 to 55 Hz, single amplitude of 0.75 mm, 2 hours in each of the 3 directions.
5. Humidity (Steady state)	Insulation resistance: 1000M ohms min.	96 hours at temperature of 40°C and humidity of 90% to 95%
6. Temperature Cycle	No damage, cracks, or parts looseness.	(-65°C: 30 minutes → 15 to 35°C: 5 minutes max. 125°C: 30 minutes → 15 to 35°C: 5 minutes max.) 5 cycles
7. Resistance to Soldering heat	No deformation of components affecting performance.	Solder bath: 260°C for 10 seconds
		Manual soldering: 360°C for 5 seconds

Note 1: Includes temperature rise caused by current flow.

Note 2: The term "storage" refers to products stored for long period of time prior to mounting and use. Operating Temperature Range and Humidity range covers non conducting condition of installed connectors in storage, shipment or during transportation.

Note 3: Information contained in this catalog represents general requirements for this Series. Contact us for the drawings and specifications for a specific part number shown.

### ■Material

Part	Material	Finish		Remarks
Insulator	PBT	Black	HIF2E-*D-2.54R B	UL94V-0
		Gray	HIF2E-*D-2.54R A	
Contact	Copper alloy	Gold plated over nickel underplated		—

### ■Ordering Information

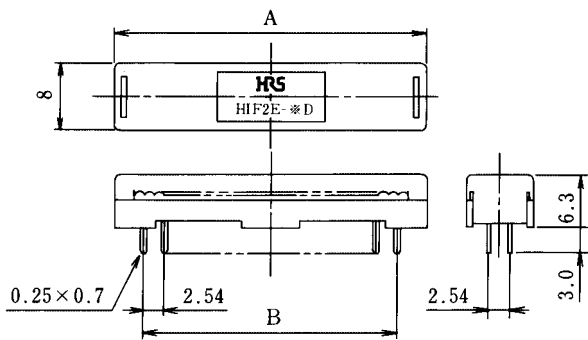
**HIF2E - \* D - 2.54 RB**

①                      ②                      ③                      ④                      ⑤

① Series Name : HIF2E	⑤ Connection method and contact plating type RB : Universal type circuit plated RA : Hirose original circuit plated
② Number of Contacts : 10, 14, 16, 20, 26, 30, 34, 40, 50, and 60	
③ Contact alignment : D : Double	
④ Contact Pitch : 2.54mm	

HIF2E Series 2.54mm Connector Directly Mounted on Board

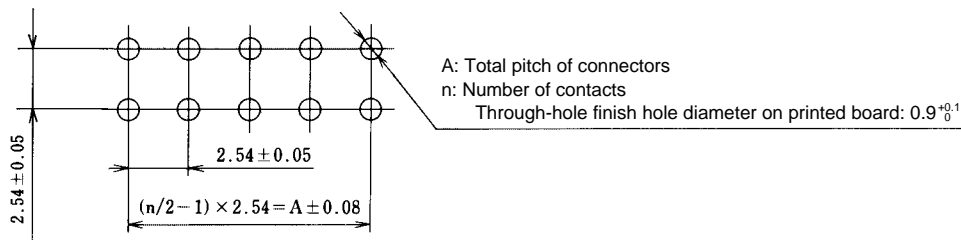
■Combination Pattern



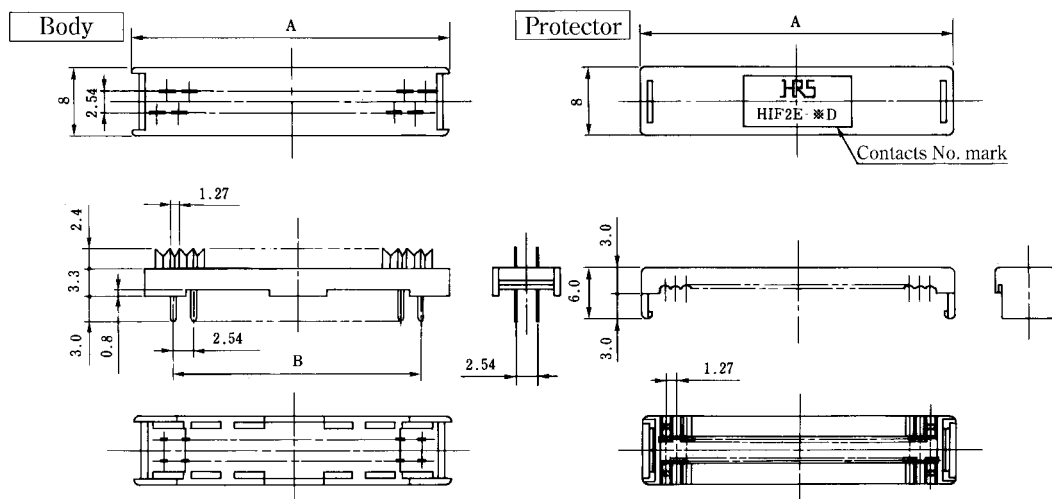
Unit: mm

	10 contacts	14 contacts	16 contacts	20 contacts	26 contacts	30 contacts	34 contacts	40 contacts	50 contacts	60 contacts
A	17.17	22.25	24.79	29.87	37.49	42.57	47.65	55.27	67.97	80.67
B	10.16	15.24	17.78	22.86	30.48	35.56	40.64	48.26	60.96	73.66

◆PCB mounting pattern



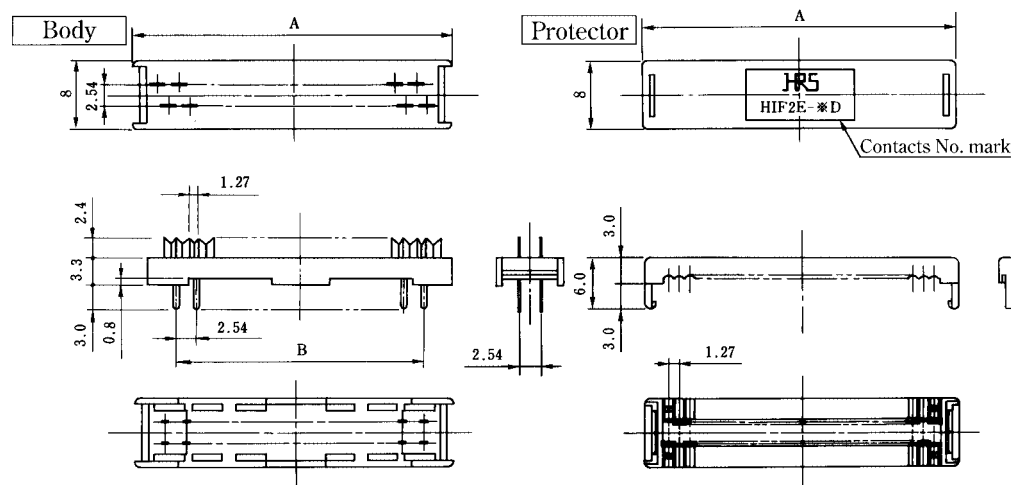
## ■Universal Circuit Type (Mold color: black)



Unit:mm

Part Number	CL No.	Number of Contacts	A	B	RoHS
HIF2E-10D-2.54RB	561-0601-1	10	17.17	10.16	YES
HIF2E-14D-2.54RB	561-0602-4	14	22.25	15.24	
HIF2E-16D-2.54RB	561-0603-7	16	24.79	17.78	
HIF2E-20D-2.54RB	561-0604-0	20	29.87	22.86	
HIF2E-26D-2.54RB	561-0605-2	26	37.49	30.48	
HIF2E-30D-2.54RB	561-0606-5	30	42.57	35.56	
HIF2E-34D-2.54RB	561-0607-8	34	47.65	40.64	
HIF2E-40D-2.54RB	561-0608-0	40	55.27	48.26	
HIF2E-50D-2.54RB	561-0609-3	50	67.97	60.96	
HIF2E-60D-2.54RB	561-0610-2	60	80.67	73.66	

## ■Hirose Original Circuit Type (Mold color: gray)



Unit:mm

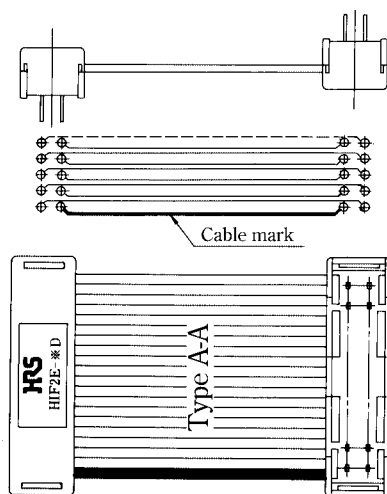
Part Number	CL No.	Number of Contacts	A	B	RoHS
HIF2E-10D-2.54RA	561-0501-7	10	17.17	10.16	YES
HIF2E-14D-2.54RA	561-0502-0	14	22.25	15.24	
HIF2E-16D-2.54RA	561-0503-2	16	24.79	17.78	
HIF2E-20D-2.54RA	561-0504-5	20	29.87	22.86	
HIF2E-26D-2.54RA	561-0505-8	26	37.49	30.48	
HIF2E-30D-2.54RA	561-0506-0	30	42.57	35.56	
HIF2E-34D-2.54RA	561-0507-3	34	47.65	40.64	
HIF2E-40D-2.54RA	561-0508-6	40	55.27	48.26	
HIF2E-50D-2.54RA	561-0509-9	50	67.97	60.96	
HIF2E-60D-2.54RA	561-0510-8	60	80.67	73.66	

## HIF2E Series 2.54mm Connector Directly Mounted on Board

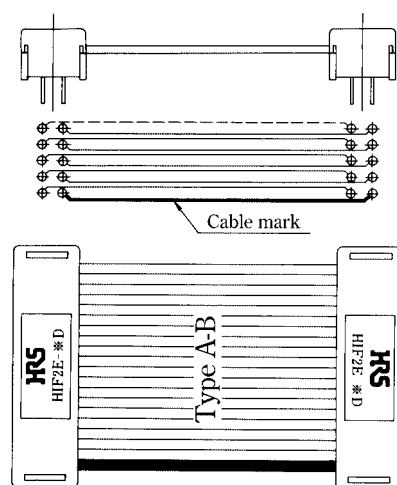
### Connection Circuit Diagram

#### HIF2E-\*D-2.54RB

##### ●Type A-A

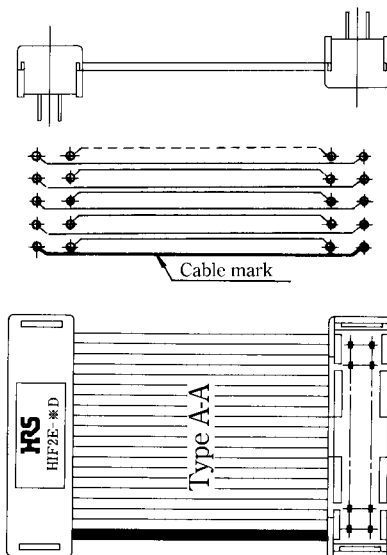


##### ●Type A-B

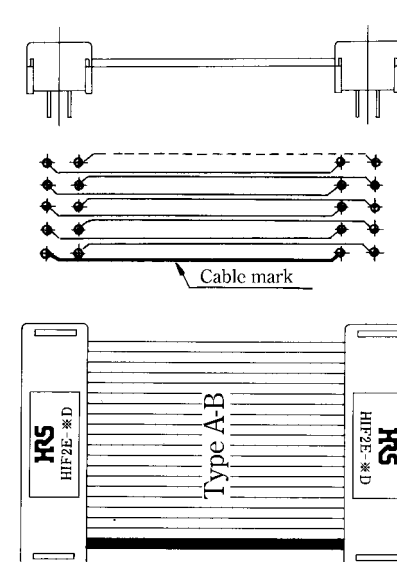


#### HIF2E-\*D-2.54RA

##### ●Type A-A



##### ●Type A-B



Note: In the above circuit connection diagram, the mark and character marking directions are optional.