


3M™ D Sub Plug

Plug Connector

8200 Series



- Available in either open or closed end cover
- Available with dimples to aid in EMI/ESD protection
- Improved metal strain relief hooks directly to metal shell
- Low profile
- Four mounting options
- RoHS Compliant. See the Regulatory Information Appendix (RIA) in the "RoHS Compliance" section of www.3Mconnectors.com for compliance information (RIA E1 and C1 apply).

Date Modified: March 21, 2013

TS-0234-F
Sheet 1 of 3

Physical

Insulation:

Material: Glass Filled Polyester (PBT)

Flammability: UL 94V-0

Color: Gray

Contact:

Material: Copper Alloy

Plating:

Underplating: 100 μ " [2.54 μ m] Nickel

Wiping Area: 30 μ " [0.76 μ m] Gold

Shell Material: Steel

Plating: Tin

Strain Relief Material: Stainless Steel .016 [0.40] Thick

Wire Accommodation: 26 and 28 AWG Solid or Stranded

Marking: 3M Logo and Contact Position Numbers

Electrical

Current Rating: 1 A

Insulation Resistance: $> 1 \times 10^9 \Omega$ at 500 V_{DC}

Withstanding Voltage: 1000 V_{RMS} at Sea Level

Environmental

Temperature Rating: -55°C to +105°C

UL File No.: E68080



Electronic Solutions Division
Interconnect Solutions
<http://www.3Mconnectors.com>

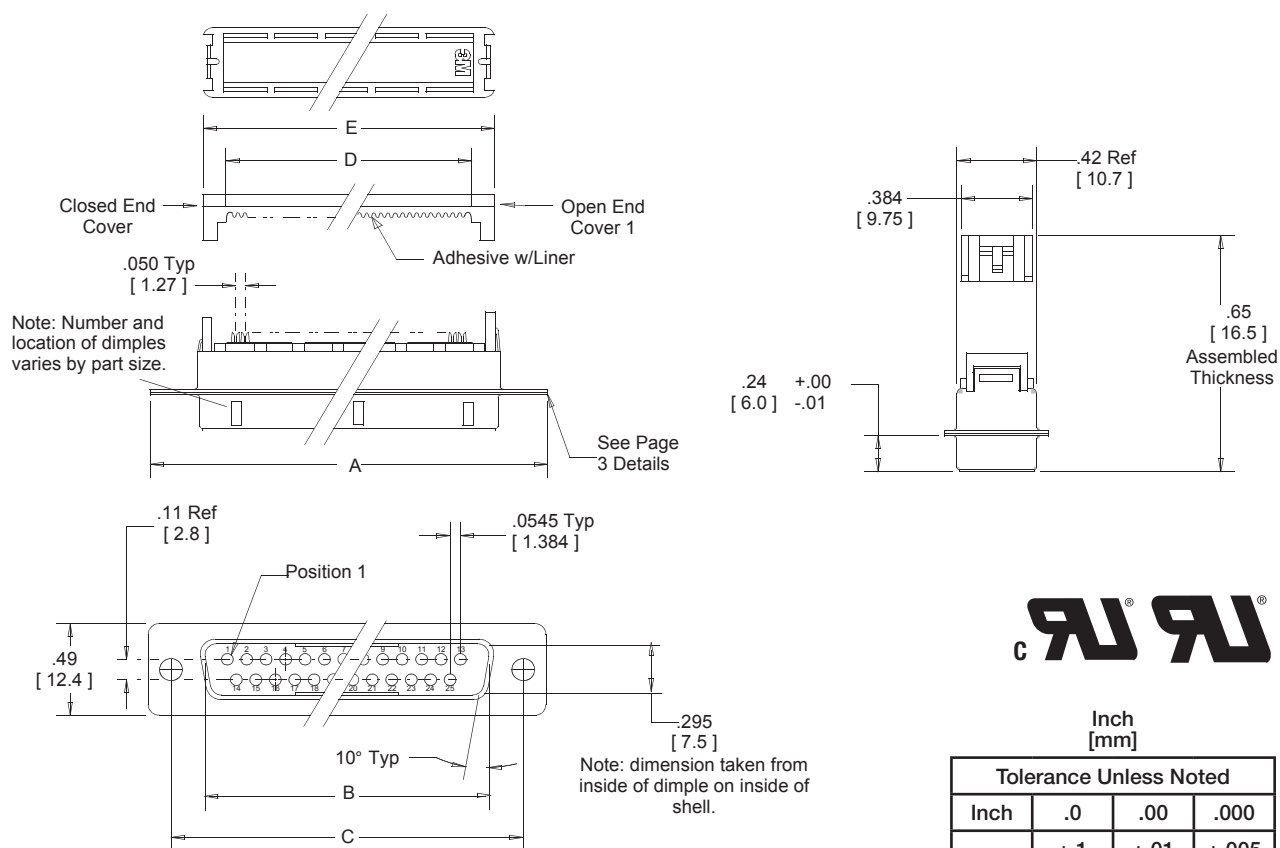
3M is a trademark of 3M Company.
For technical, sales or ordering information call
800-225-5373

3M™ D Sub Plug

Plug Connector

8200 Series

Contact Quantity	Dimensions						
	A	B	C	D	E	F ± .008	G
9	1.22 [30.9]	0.67 [16.9]	0.98 [25.0]	0.46 [11.75]	0.67 [16.92]	0.70 [17.9]	0.04 [1.0]
15	1.54 [39.2]	1.00 [25.4]	1.31 [33.3]	0.76 [19.4]	0.99 [25.2]	1.03 [26.1]	0.05 [1.2]
25	2.09 [53.0]	1.54 [39.1]	1.85 [47.0]	1.27 [32.2]	1.54 [39.0]	1.56 [39.7]	0.06 [1.4]
37	2.73 [69.4]	2.18 [55.43]	2.50 [63.5]	1.87 [47.6]	2.19 [55.56]	2.22 [56.3]	0.07 [1.8]



Ordering Information

Connector 82XX - X00X

Contact Quantity

Cover Style:
6= Open Cover
7= Closed Cover

Mounting Style:
0 = Ø .120 [3.05] (E1 & C1 Apply)
3 = 4-40 UNC (E5 & C3 Apply)
9 = Rivet Crimp (E1 & C1 Apply)

Strain Relief (Order Separately) 3448 - 8DXXA

09 = 9 Position
15 = 15 Position
25 = 25 Position
37 = 37 Position

Assembly tools: 3M™ Press, 3640 (or equivalent), 3M™ Locator Plate, 3443-106N, 3M™ Platen, 3442-39N for (9 & 15 pos.) or 3442-41N for (25 & 37 pos.)

TS-0234-F
Sheet 2 of 3



Electronic Solutions Division
Interconnect Solutions
<http://www.3Mconnectors.com>

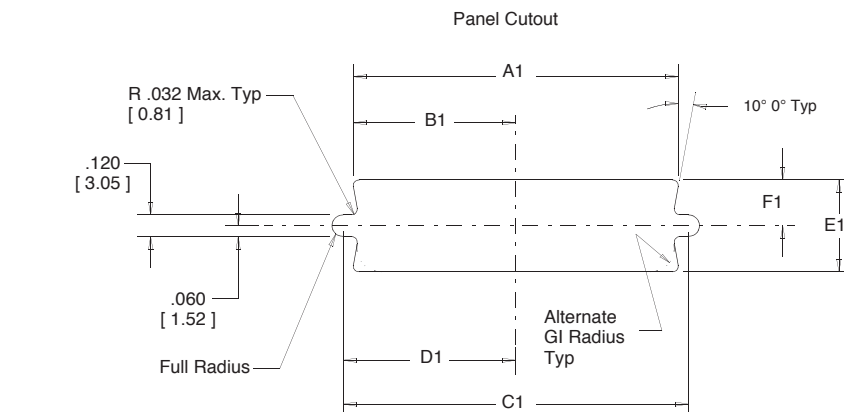
3M is a trademark of 3M Company.
For technical, sales or ordering information call
800-225-5373

3M™ D Sub Plug

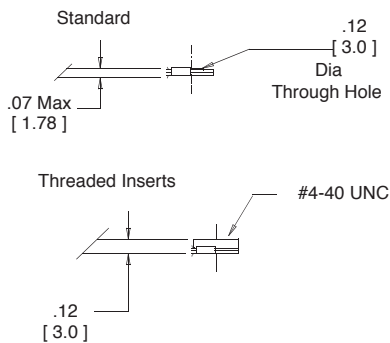
Plug Connector

8200 Series

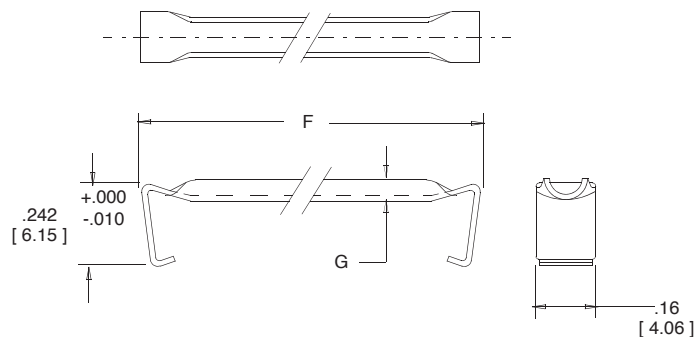
Mounting Method*	Contact Quantity	Dimensions						
		A1	B1	C1	D1	E1	F1	G1
Front	9	.87 [22.1]	.44 [11.2]	.98 [24.9]	.49 [12.5]	.51 [13.0]	.26 [6.6]	.12 [3.0]
	15	1.20 [30.5]	.60 [15.2]	1.31 [33.3]	.66 [16.8]			
	25	1.74 [44.2]	.87 [22.1]	1.85 [47.0]	.93 [23.6]			
	37	2.39 [60.7]	1.20 [30.5]	2.50 [63.5]	1.25 [31.8]			
Rear	9	0.81 [20.6]	.40 [10.2]	.98 [25.0]	.49 [12.5]	0.45 [11.4]	0.22 [5.6]	.12 [3.0]
	15	1.13 [28.7]	.57 [14.5]	1.31 [33.3]	.66 [16.8]			
	25	1.67 [42.4]	.84 [21.3]	1.85 [47.0]	.93 [23.6]			
	37	2.33 [59.2]	1.16 [29.5]	2.50 [63.5]	1.25 [31.8]			
Front Mount-The connector is mounted in front of the panel. Rear Mount-The connector is mounted behind the panel.								



Mounting Styles



Strain Relief (Order Separately) Material: Stainless Steel



TS-0234-F
Sheet 3 of 3



Electronic Solutions Division
Interconnect Solutions
<http://www.3Mconnectors.com>

3M is a trademark of 3M Company.
For technical, sales or ordering information call
800-225-5373

3M is a trademark of 3M Company.

Important Notice

All statements, technical information, and recommendations related to 3M's products are based on information believed to be reliable, but the accuracy or completeness is not guaranteed. Before using this product, you must evaluate it and determine if it is suitable for your intended application. You assume all risks and liability associated with such use. Any statements related to the product which are not contained in 3M's current publications, or any contrary statements contained on your purchase order shall have no force or effect unless expressly agreed upon, in writing, by an authorized officer of 3M.

Warranty; Limited Remedy; Limited Liability.

This product will be free from defects in material and manufacture for a period of one (1) year from the time of purchase. **3M MAKES NO OTHER WARRANTIES INCLUDING, BUT NOT LIMITED TO, ANY IMPLIED WARRANTY OF MERCHANTABILITY OR FITNESS FOR A PARTICULAR PURPOSE.** If this product is defective within the warranty period stated above, your exclusive remedy shall be, at 3M's option, to replace or repair the 3M product or refund the purchase price of the 3M product. **Except where prohibited by law, 3M will not be liable for any indirect, special, incidental or consequential loss or damage arising from this 3M product, regardless of the legal theory asserted.**



3M Electronics Solutions Division

6801 River Place Blvd.
Austin, TX 78726-9000
U.S.A.
1-800-225-5373
www.3m.com/interconnects

Please recycle. Printed in USA.
© 3M 2013. All rights reserved.
RIA-2217B-E