



ENR filling or emptying function ENR Part number 84870203



- Regulation of two levels :
-minimum
-maximum
- Monitoring filling (UP) or emptying (DOWN), selected by a switch on the front panel.
- Probes supplied with AC current.
- Sensitivity adjustable on front panel from 5 kΩ to 100 kΩ.

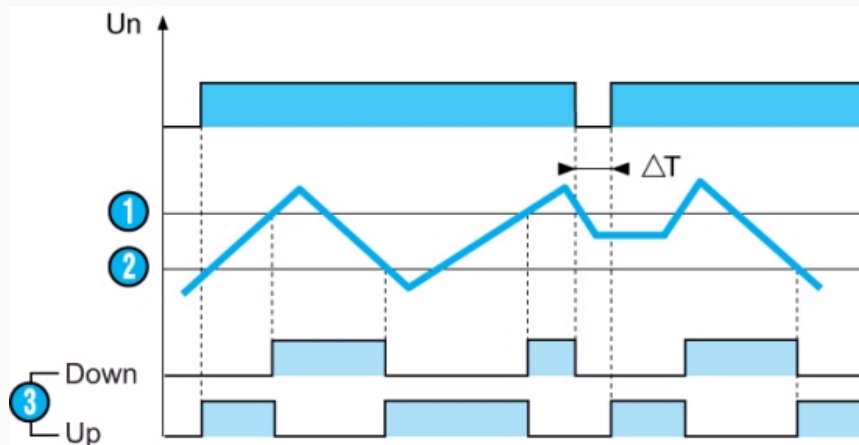
Part numbers

	Type	Characteristics	Voltages
84 870 203	ENR	Monitoring filling (UP) Monitoring emptying (DOWN)	120 V AC

Specifications

Operating range	0.85 → 1.10 x Un
Maximum power consumption	3 VA
Adjustable sensitivity	5 kΩ → 100 kΩ
Measurement accuracy (at maximum sensitivity)	± 30 %
Electrode voltage (max)	24 V AC (50/60 Hz)
Electrode current (maximum)	1 mA (50/60 Hz)
Maximum cable capacity	10 nF
Response time high level	300 ms
Response time low level	500 ms
Output relay (according to AC1 resistive load)	1 AgNi changeover relay 8 A AC max.
Galvanic isolation via transformer (4 kV, 8 mm creepage distance)	Class II
Isolation of contacts and electrodes from power supply	2.5 kV AC
Operating temperature range (°C)	-20 → +50 °C
Storage temperature range (°C)	-40 → +70 °C
Weight (g)	150

Principles



Operating principle

Monitoring maximum and/or minimum levels of conductive liquids (tap water, sea water, waste water, chemical solutions, coffee, etc).

The principle is based on measuring the apparent resistance of the liquid between two submerged probes. When this value is lower than the preset threshold displayed on the unit's front panel, the output relay changes state. To prevent any occurrences of electrolysis, an AC current is passed through the probes. Areas of application include the agri-food, chemical and other industries.

Adjusting two levels : Minimum/Maximum

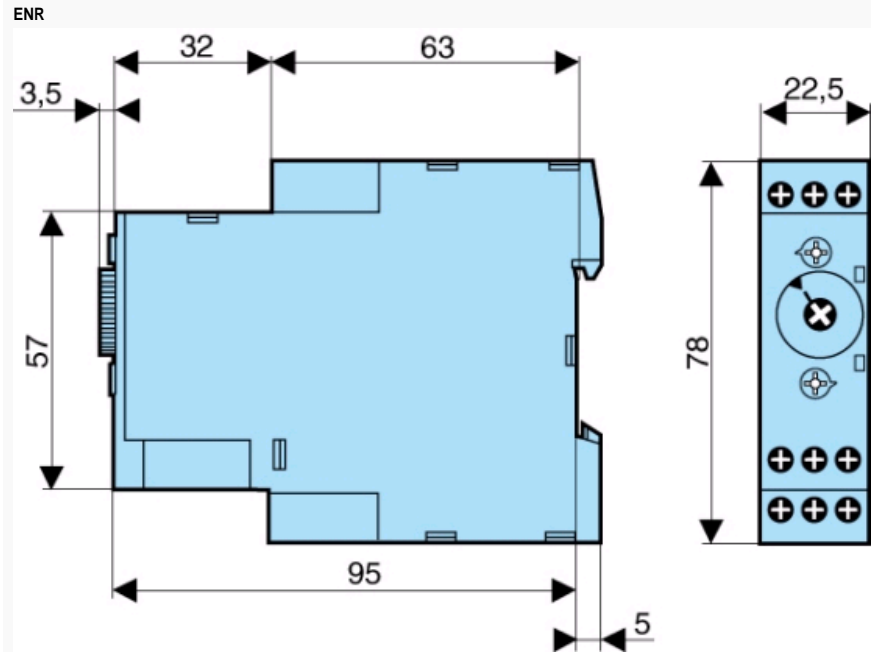
The output relay changes state when the level of liquid reaches the maximum electrode, with the minimum electrode submerged. It returns to its initial state when the minimum probe is no longer in contact with the liquid.

Note
If the power break T lasts for 1 second or more, the relay reenergises instantly when in "UP" mode and is de-energised when in "DOWN" mode.

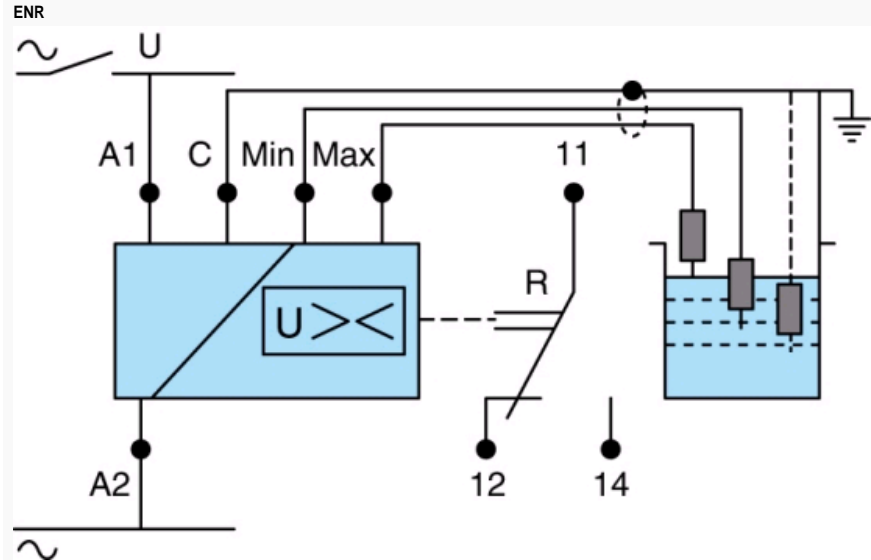
N°	Legend
1	Maximum level

2	Minimum level
4	Output relay : Down or Up

Dimensions (mm)



Connections



A1-A2 : power supply

N°	Legend
	*** TRADUCTION MANQUANTE ***