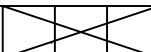
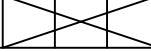
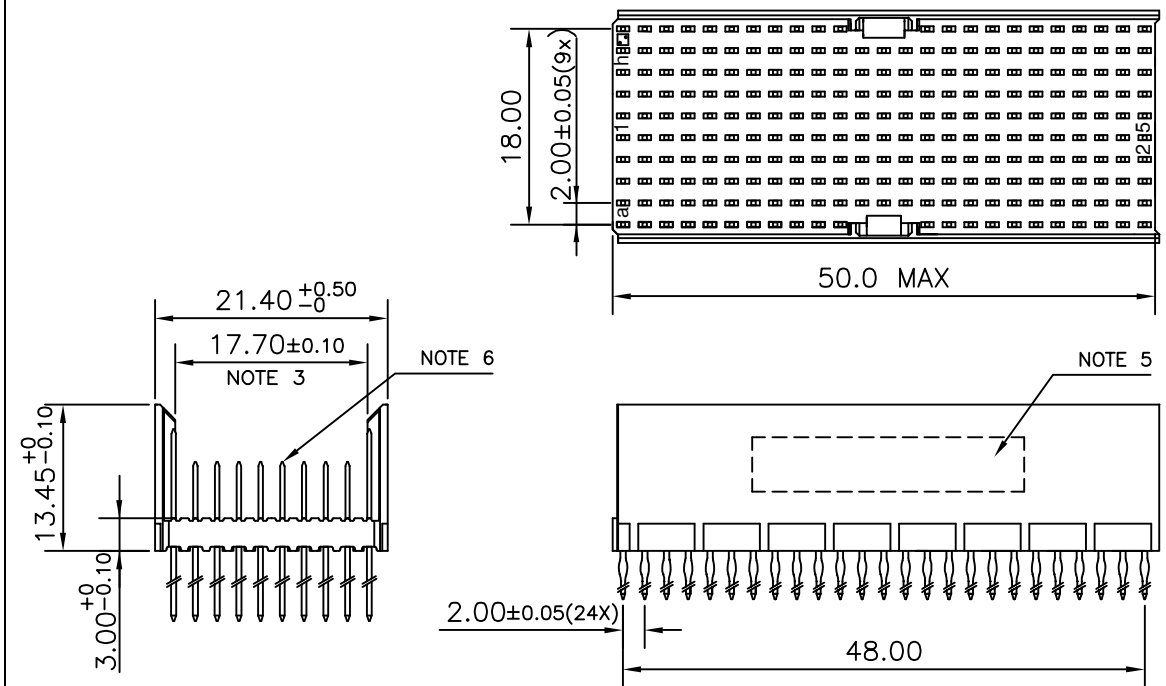


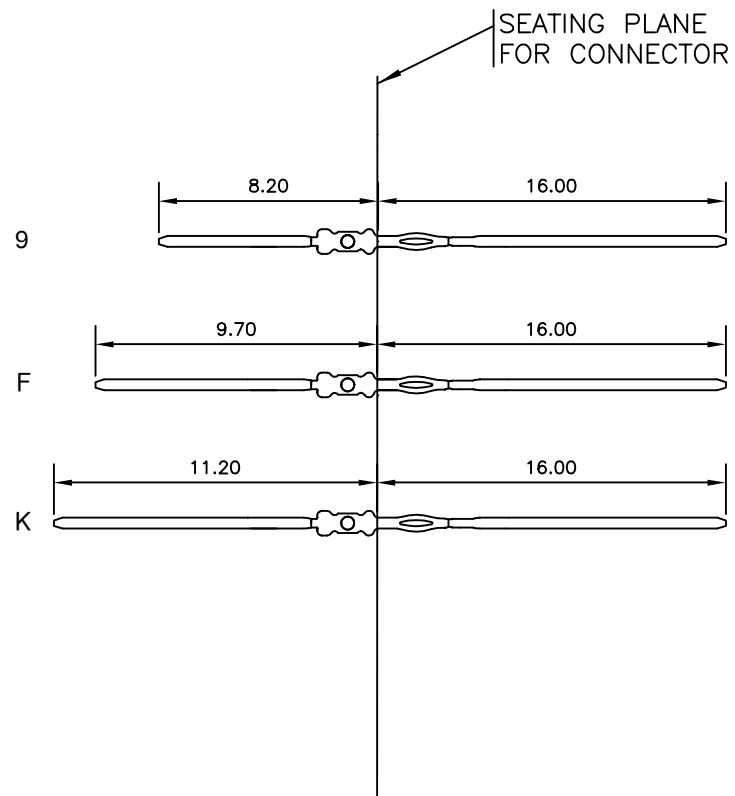
LOADING PATTERN MATING SIDE

y	K	K	K	K	K	K	K	K	K	K		K	K	K	K	K	K	K	K	K	K	K	K	K	K
h	9	9	9	9	9	9	9	9	9	9	9	9	9	9	9	9	9	9	9	9	9	9	9	9	9
g	9	9	9	9	9	9	9	9	9	9	9	9	9	9	9	9	9	9	9	9	9	9	9	9	9
f	9	9	9	9	9	9	9	9	9	9	9	9	9	9	9	9	9	9	9	9	9	9	9	9	9
e	K	K	K	K	K	9	9	9	9	9	9	9	9	9	9	9	9	9	9	9	9	9	9	9	9
d	9	9	9	9	K	9	9	9	9	9	9	9	9	9	9	9	9	9	9	9	9	9	9	9	9
c	9	F	F	9	K	9	9	9	9	9	9	9	9	9	9	9	9	9	9	9	9	9	9	9	9
b	9	F	F	9	K	9	9	9	9	9	9	9	9	9	9	9	9	9	9	9	9	9	9	9	9
a	9	F	F	9	K	9	9	9	9	9	9	9	9	9	9	9	9	9	9	9	9	9	9	9	9
z	9	9	9	9	K	K	K	K	K	K		K	K	K	K	K	K	K	K	K	K	K	K	K	K
P	0																								
O	1																								
S	0																								

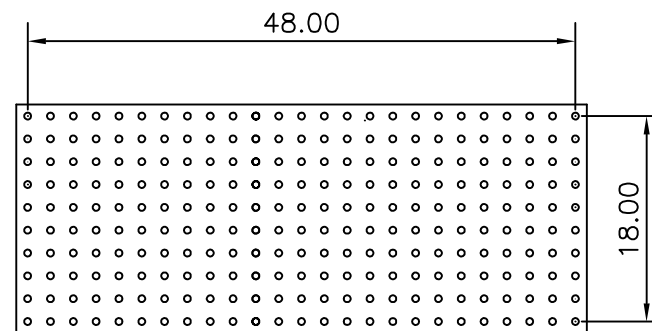
LOADED CONNECTOR ASSEMBLY
(FOR EXAMPLE)



CONTACT OVERVIEW



LAY-OUT P.C.B.-HOLE



LEAD FREE INDICATOR : LF = LEAD FREE
(DIGIT 15 & 16)

PLATING CODE (DIGIT 13 AND 14)
(REF DRW NO. BS,C , 201844 , 003)

NOTES

1. THIS PRODUCT IS CSA APPROVED.
 2. THIS PRODUCT IS UL RECOGNIZED.
 3. MEASURED AT THE BOTTOM.
 4. MATERIAL CONTACT: PHOSPHORBRONZE
HOUSING: CREAM WHITE GLASS FILLED POLYESTER UL-94V0
 5. CONNECTOR PRINTED WITH P/N AND DATE CODE.
 6. FOR ACTUAL CONTACT LOADINGS, SEE LOADING PATTERN MATING SIDE.
 7. SHAPE OF CONNECTOR HOUSING CAN ALTER DEPENDING ON
PRODUCTION LOCATION
 8. THE PRODUCT (LF) MEETS EUROPEAN UNION DIRECTIVES AND OTHER COUNTRY
REGULATIONS AS DESCRIBED IN GS-22-008
 9. FOR RECOMMENDED PTH DIMENSIONS REFER DRAWING : BS, A , 201572 , 001
- CATALOG NO: HM2P95PNH185----

[illegible]