

PAN-WAY® T-45 Surface Raceway System



specifications

T-45 non-metallic multi-channel, two-piece, hinged cover design surface raceway shall be used to route, protect, and conceal data, voice, video, fiber optic and power cabling. The raceway shall be listed as suitable for use in applications up to 600 volts between conductors by Underwriters Laboratories, Inc. per standard 5A, and by Canadian Standards Association, Inc. per 22.2 no. 62.1-03, when screw secured and installed per instructions. A full complement of fittings with a 1" minimum bend radius compliant with TIA/EIA-568-B, must be available as well as device brackets and junction boxes to install a variety of communication and electrical devices. Divider walls must be available to form separate channels in the multi-channel raceway. An offset box shall be available, with versions for "snap-on" as well as "screw mount" faceplates, for mounting the power receptacle or the data receptacles outside of the raceway channel. T-45 raceway will be manufactured from impact-resistant material with flammability rating of V-0. T-45 raceway must be tamper resistant yet also allow access for moves, adds and changes. T-45 raceway finish shall be pure color and will resist scratches and dents and will not peel or corrode. T-45 raceway shall be available in two standard colors and shall be optimized for use with the *PANDUIT® PAN-NET®* Communication System.



technical information

Material:	Rigid PVC
Flammability:	UL94V-0
Voltage rating:	UL-5A 600VAC; CSA C22.2 No. 62.1-03 600V
Approvals:	UL Listed 95425 (raceway); UL Listed E116129 (fittings)
NEC:	Article 388
Color:	Off White (IW), Electrical Ivory (EI), International Gray (IG), White (WH)
CSI spec form:	LP-CSISPEC-T45-1

key features and benefits

Unique size	Provides capacity for up to 22 Cat 5e cables in a 2.38" footprint which allows greater flexibility to match the raceway to the application
1" bend radius control fittings	Meets TIA/EIA standard and many warranty requirements
Designer profile	Maintains the same aesthetically pleasing profile of <i>PANDUIT®</i> T-70, Twin-70 and TG-70 Raceway which allows all four systems to work together or independently
Multi-directional hinge	Easy access from either side of the raceway provides more convenience for moves, adds and changes; latch is tamper resistant which provides maximum security for communication cabling and maximum safety for power cabling
Multi-channel capable	Capable of routing both power and communication cabling in a single raceway
Multi-termination options	Ability to create many different configurations using proprietary or standard faceplate solutions provides more flexibility to meet end-user connectivity preferences

applications

PAN-WAY® T-45 Non-Metallic Surface Raceway is a multi-channel channel raceway which provides solutions for routing low voltage, fiber optic and/or power cabling along perimeter walls. T-45 Surface Raceway terminates using the

T-45 Hinged Data and Power Brackets, T-45 Offset Box and PAN-WAY® Surface Mount Outlet Boxes and superior PAN-WAY® Snap-On Faceplates. Fittings for T-45 are available to transition to PAN-WAY® LD Series Raceways.

PAN-WAY® T-45 Raceway

Raceway base: T45BIW**

Raceway cover: T45CIW**

T-45 Raceway Fittings

Cover coupler fitting: T45CCIW-X

Outside corner fitting: T45OCIW

Inside corner fitting: T45ICIW

Right angle fitting: T45RAIW

End cap fitting: T45ECIW

Entrance end fitting: T45EEIW

Bend radius control fitting: T45TRI

Reducer fitting: T45RLDIW

Tee fitting: T45TIW

Insert for tee fitting: T45TD

T-45 Raceway Accessories

Hinged data bracket: T45HDBIW

Divider wall: T45DW8

Wire retainer: T45WR-X

WORKSTATION OUTLET CENTER™ Offset Box: T45WCIW

WORKSTATION OUTLET CENTER™ Offset Box: T45WC2IW

Electrical bracket and box for duplex outlets: T45HEBIW

Electrical bracket and box for rectangular outlets: T45HEGBIW

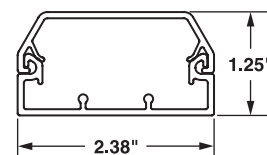
** Insert raceway length of 6', 8' or 10'

All parts listed in Off White (IW) color. To order other colors substitute Electrical Ivory (EI), International Gray (IG), and White (WH).

PAN-WAY® T-45 Surface Raceway System

Wire Fill

Open Channel 40% Cable Fill Capacity	
Cable Type	# of Cables
12 AWG	27
Cat 6 cables	17
Cat 5e cables	22
2 strand Fiber Optic cable	35



T-45
Internal Area = 2.12 Sq. In.

T-45 Raceway

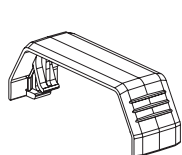


T45B

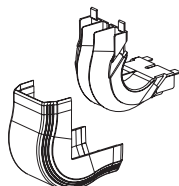


T45C

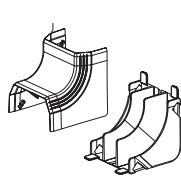
Fittings and Accessories



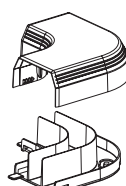
T45CC**-X



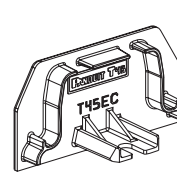
T45OC



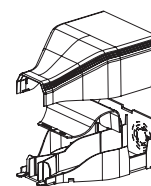
T45IC



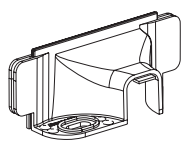
T45RA



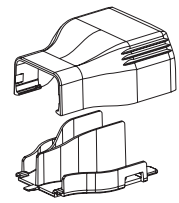
T45EC



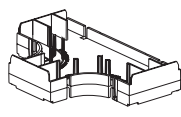
T45EE



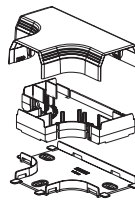
T45TRI



T45RLD



T45TD



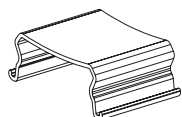
T45T



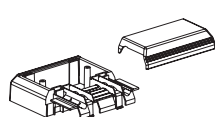
T45HDB



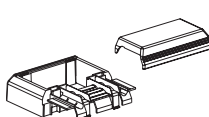
T45DW



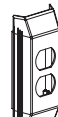
T45WR-X



T45WC



T45WC2



T45HEB



T45HEGB

WORLDWIDE SUBSIDIARIES AND SALES OFFICES

PANDUIT CANADA
Markham, Ontario
Phone: 800.777.3300

PANDUIT EUROPE LTD.
London, UK
Phone: 44.208.601.7200

PANDUIT ASIA PACIFIC PTE. LTD.
Republic of Singapore
Phone: 65.6379.6700

PANDUIT JAPAN
Tokyo, Japan
Phone: 81.3.3767.7011

PANDUIT LATIN AMERICA
Jalisco, Mexico
Phone: 52.333.666.2501

PANDUIT AUSTRALIA PTY. LTD.
Victoria, Australia
Phone: 61.3.9794.9020

For a copy of PANDUIT product warranties, log on to www.panduit.com/warranty



For more information or to request a catalog

800-777-3300

cs@panduit.com

www.panduit.com

Copyright © PANDUIT Corp. All rights reserved.

Printed in U.S.A.

WW-SRSP08

05/2004

SA117N252-LP