

To our customers,

---

## Old Company Name in Catalogs and Other Documents

---

On April 1<sup>st</sup>, 2010, NEC Electronics Corporation merged with Renesas Technology Corporation, and Renesas Electronics Corporation took over all the business of both companies. Therefore, although the old company name remains in this document, it is a valid Renesas Electronics document. We appreciate your understanding.

Renesas Electronics website: <http://www.renesas.com>

April 1<sup>st</sup>, 2010  
Renesas Electronics Corporation

Issued by: Renesas Electronics Corporation (<http://www.renesas.com>)

Send any inquiries to <http://www.renesas.com/inquiry>.

## Notice

1. All information included in this document is current as of the date this document is issued. Such information, however, is subject to change without any prior notice. Before purchasing or using any Renesas Electronics products listed herein, please confirm the latest product information with a Renesas Electronics sales office. Also, please pay regular and careful attention to additional and different information to be disclosed by Renesas Electronics such as that disclosed through our website.
2. Renesas Electronics does not assume any liability for infringement of patents, copyrights, or other intellectual property rights of third parties by or arising from the use of Renesas Electronics products or technical information described in this document. No license, express, implied or otherwise, is granted hereby under any patents, copyrights or other intellectual property rights of Renesas Electronics or others.
3. You should not alter, modify, copy, or otherwise misappropriate any Renesas Electronics product, whether in whole or in part.
4. Descriptions of circuits, software and other related information in this document are provided only to illustrate the operation of semiconductor products and application examples. You are fully responsible for the incorporation of these circuits, software, and information in the design of your equipment. Renesas Electronics assumes no responsibility for any losses incurred by you or third parties arising from the use of these circuits, software, or information.
5. When exporting the products or technology described in this document, you should comply with the applicable export control laws and regulations and follow the procedures required by such laws and regulations. You should not use Renesas Electronics products or the technology described in this document for any purpose relating to military applications or use by the military, including but not limited to the development of weapons of mass destruction. Renesas Electronics products and technology may not be used for or incorporated into any products or systems whose manufacture, use, or sale is prohibited under any applicable domestic or foreign laws or regulations.
6. Renesas Electronics has used reasonable care in preparing the information included in this document, but Renesas Electronics does not warrant that such information is error free. Renesas Electronics assumes no liability whatsoever for any damages incurred by you resulting from errors in or omissions from the information included herein.
7. Renesas Electronics products are classified according to the following three quality grades: “Standard”, “High Quality”, and “Specific”. The recommended applications for each Renesas Electronics product depends on the product’s quality grade, as indicated below. You must check the quality grade of each Renesas Electronics product before using it in a particular application. You may not use any Renesas Electronics product for any application categorized as “Specific” without the prior written consent of Renesas Electronics. Further, you may not use any Renesas Electronics product for any application for which it is not intended without the prior written consent of Renesas Electronics. Renesas Electronics shall not be in any way liable for any damages or losses incurred by you or third parties arising from the use of any Renesas Electronics product for an application categorized as “Specific” or for which the product is not intended where you have failed to obtain the prior written consent of Renesas Electronics. The quality grade of each Renesas Electronics product is “Standard” unless otherwise expressly specified in a Renesas Electronics data sheets or data books, etc.
  - “Standard”: Computers; office equipment; communications equipment; test and measurement equipment; audio and visual equipment; home electronic appliances; machine tools; personal electronic equipment; and industrial robots.
  - “High Quality”: Transportation equipment (automobiles, trains, ships, etc.); traffic control systems; anti-disaster systems; anti-crime systems; safety equipment; and medical equipment not specifically designed for life support.
  - “Specific”: Aircraft; aerospace equipment; submersible repeaters; nuclear reactor control systems; medical equipment or systems for life support (e.g. artificial life support devices or systems), surgical implantations, or healthcare intervention (e.g. excision, etc.), and any other applications or purposes that pose a direct threat to human life.
8. You should use the Renesas Electronics products described in this document within the range specified by Renesas Electronics, especially with respect to the maximum rating, operating supply voltage range, movement power voltage range, heat radiation characteristics, installation and other product characteristics. Renesas Electronics shall have no liability for malfunctions or damages arising out of the use of Renesas Electronics products beyond such specified ranges.
9. Although Renesas Electronics endeavors to improve the quality and reliability of its products, semiconductor products have specific characteristics such as the occurrence of failure at a certain rate and malfunctions under certain use conditions. Further, Renesas Electronics products are not subject to radiation resistance design. Please be sure to implement safety measures to guard them against the possibility of physical injury, and injury or damage caused by fire in the event of the failure of a Renesas Electronics product, such as safety design for hardware and software including but not limited to redundancy, fire control and malfunction prevention, appropriate treatment for aging degradation or any other appropriate measures. Because the evaluation of microcomputer software alone is very difficult, please evaluate the safety of the final products or system manufactured by you.
10. Please contact a Renesas Electronics sales office for details as to environmental matters such as the environmental compatibility of each Renesas Electronics product. Please use Renesas Electronics products in compliance with all applicable laws and regulations that regulate the inclusion or use of controlled substances, including without limitation, the EU RoHS Directive. Renesas Electronics assumes no liability for damages or losses occurring as a result of your noncompliance with applicable laws and regulations.
11. This document may not be reproduced or duplicated, in any form, in whole or in part, without prior written consent of Renesas Electronics.
12. Please contact a Renesas Electronics sales office if you have any questions regarding the information contained in this document or Renesas Electronics products, or if you have any other inquiries.

(Note 1) “Renesas Electronics” as used in this document means Renesas Electronics Corporation and also includes its majority-owned subsidiaries.

(Note 2) “Renesas Electronics product(s)” means any product developed or manufactured by or for Renesas Electronics.



# **User's Manual**

# **IE-78K0-NS-P02**

## **I/O Board**

---

## **Target Devices** **78K/0 Series**

Document No. U16108EJ1V0UM00 (1st edition)  
Date Published June 2002 N CP(K)

© NEC Corporation 2002  
Printed in Japan

[MEMO]

**Windows is either a registered trademark or a trademark of Microsoft Corporation in the United States and/or other countries.**

**PC/AT is a trademark of International Business Machines Corporation.**

- **The information in this document is current as of March, 2002. The information is subject to change without notice. For actual design-in, refer to the latest publications of NEC's data sheets or data books, etc., for the most up-to-date specifications of NEC semiconductor products. Not all products and/or types are available in every country. Please check with an NEC sales representative for availability and additional information.**
- No part of this document may be copied or reproduced in any form or by any means without prior written consent of NEC. NEC assumes no responsibility for any errors that may appear in this document.
- NEC does not assume any liability for infringement of patents, copyrights or other intellectual property rights of third parties by or arising from the use of NEC semiconductor products listed in this document or any other liability arising from the use of such products. No license, express, implied or otherwise, is granted under any patents, copyrights or other intellectual property rights of NEC or others.
- Descriptions of circuits, software and other related information in this document are provided for illustrative purposes in semiconductor product operation and application examples. The incorporation of these circuits, software and information in the design of customer's equipment shall be done under the full responsibility of customer. NEC assumes no responsibility for any losses incurred by customers or third parties arising from the use of these circuits, software and information.
- While NEC endeavours to enhance the quality, reliability and safety of NEC semiconductor products, customers agree and acknowledge that the possibility of defects thereof cannot be eliminated entirely. To minimize risks of damage to property or injury (including death) to persons arising from defects in NEC semiconductor products, customers must incorporate sufficient safety measures in their design, such as redundancy, fire-containment, and anti-failure features.
- NEC semiconductor products are classified into the following three quality grades:  
"Standard", "Special" and "Specific". The "Specific" quality grade applies only to semiconductor products developed based on a customer-designated "quality assurance program" for a specific application. The recommended applications of a semiconductor product depend on its quality grade, as indicated below. Customers must check the quality grade of each semiconductor product before using it in a particular application.  
    "Standard": Computers, office equipment, communications equipment, test and measurement equipment, audio and visual equipment, home electronic appliances, machine tools, personal electronic equipment and industrial robots  
    "Special": Transportation equipment (automobiles, trains, ships, etc.), traffic control systems, anti-disaster systems, anti-crime systems, safety equipment and medical equipment (not specifically designed for life support)  
    "Specific": Aircraft, aerospace equipment, submersible repeaters, nuclear reactor control systems, life support systems and medical equipment for life support, etc.  
The quality grade of NEC semiconductor products is "Standard" unless otherwise expressly specified in NEC's data sheets or data books, etc. If customers wish to use NEC semiconductor products in applications not intended by NEC, they must contact an NEC sales representative in advance to determine NEC's willingness to support a given application.  
(Note)  
(1) "NEC" as used in this statement means NEC Corporation and also includes its majority-owned subsidiaries.  
(2) "NEC semiconductor products" means any semiconductor product developed or manufactured by or for NEC (as defined above).

M8E 00.4

# Regional Information

Some information contained in this document may vary from country to country. Before using any NEC product in your application, please contact the NEC office in your country to obtain a list of authorized representatives and distributors. They will verify:

- Device availability
- Ordering information
- Product release schedule
- Availability of related technical literature
- Development environment specifications (for example, specifications for third-party tools and components, host computers, power plugs, AC supply voltages, and so forth)
- Network requirements

In addition, trademarks, registered trademarks, export restrictions, and other legal issues may also vary from country to country.

## **NEC Electronics Inc. (U.S.)**

Santa Clara, California

Tel: 408-588-6000

800-366-9782

Fax: 408-588-6130

800-729-9288

## **NEC do Brasil S.A.**

Electron Devices Division

Guarulhos-SP, Brasil

Tel: 11-6462-6810

Fax: 11-6462-6829

## **NEC Electronics (Europe) GmbH**

Duesseldorf, Germany

Tel: 0211-65 03 01

Fax: 0211-65 03 327

### **• Sucursal en España**

Madrid, Spain

Tel: 091-504 27 87

Fax: 091-504 28 60

### **• Succursale Française**

Vélizy-Villacoublay, France

Tel: 01-30-67 58 00

Fax: 01-30-67 58 99

### **• Filiale Italiana**

Milano, Italy

Tel: 02-66 75 41

Fax: 02-66 75 42 99

### **• Branch The Netherlands**

Eindhoven, The Netherlands

Tel: 040-244 58 45

Fax: 040-244 45 80

### **• Branch Sweden**

Taeby, Sweden

Tel: 08-63 80 820

Fax: 08-63 80 388

### **• United Kingdom Branch**

Milton Keynes, UK

Tel: 01908-691-133

Fax: 01908-670-290

## **NEC Electronics Hong Kong Ltd.**

Hong Kong

Tel: 2886-9318

Fax: 2886-9022/9044

## **NEC Electronics Hong Kong Ltd.**

Seoul Branch

Seoul, Korea

Tel: 02-528-0303

Fax: 02-528-4411

## **NEC Electronics Shanghai, Ltd.**

Shanghai, P.R. China

Tel: 021-6841-1138

Fax: 021-6841-1137

## **NEC Electronics Taiwan Ltd.**

Taipei, Taiwan

Tel: 02-2719-2377

Fax: 02-2719-5951

## **NEC Electronics Singapore Pte. Ltd.**

Novena Square, Singapore

Tel: 253-8311

Fax: 250-3583

## INTRODUCTION

### Product Overview

The IE-78K0-NS-P02 is designed to be used with an in-circuit emulator (IE-78K0-NS or IE-78K0-NS-A) and emulation board (IE-780xxx-NS-EM4) to debug 78K/0 Series 8-bit single-chip microcontrollers.

### Target Readers

This manual is intended for engineers who will use an in-circuit emulator (IE-78K0-NS or IE-78K0-NS-A) and emulation board (IE-780xxx-NS-EM4) with the IE-78K0-NS-P02 to perform system debugging.

Engineers who use this manual are expected to be thoroughly familiar with the target device's functions and usage methods and to be knowledgeable about debugging.

### Organization

When using the IE-78K0-NS-P02, refer to not only this manual (supplied with the IE-78K0-NS-P02) but also the manual that is supplied with the in-circuit emulator (IE-78K0-NS or IE-78K0-NS-A) and the emulation board (IE-780xxx-NS-EM4).

The IE-78K0-NS used in combination with the IE-78K0-NS-PA is functionally equivalent to the IE-78K0-NS-A. Therefore, as necessary, read IE-78K0-NS + IE-78K0-NS-PA for IE-78K0-NS-A in this document.

IE-78K0-NS or IE-78K0-NS-A User's Manual
---

- Basic specifications
- System configuration
- External interface functions

IE-780xxx-NS-EM4 User's Manual
-----------------------------------

- General
- Part names
- Installation
- Differences between target devices and target interface circuits

IE-78K0-NS-P02 User's Manual
---------------------------------

- General
- Part names
- Installation

### Purpose

This manual's purpose is to explain various debugging functions that can be performed when using the IE-78K0-NS-P02.

## Terminology

The meanings of certain terms used in this manual are listed below.

Term	Meaning
Target device	This is the device that is the target for emulation.
Target system	This includes the target program and the hardware provided by the user. When defined narrowly, it includes only the hardware.
IE system	This refers to the combination of an in-circuit emulator (IE-78K0-NS or IE-78K0-NS-A), I/O board (IE-78K0-NS-P02), and emulation board (IE-780xxx-NS-EM4).

## Conventions

Data significance: Higher digits on the left and lower digits on the right

**Note:** Footnote for item marked with **Note** in the text

**Caution:** Information requiring particular attention

**Remark:** Supplementary information

## Related Documents

The related documents (user's manuals) indicated in this publication may include preliminary versions. However, preliminary versions are not marked as such.

Document Name	Document No.
IE-78K0-NS	U13731E
IE-78K0-NS-A	U14889E
IE-78K0-NS-P02	This manual
ID78K Series Integrated Debugger Ver. 2.30 or Later Operation Windows™ Based	U15185E

**Caution** The documents listed above are subject to change without notice. Be sure to use the latest documents when designing.



## CONTENTS

<b>CHAPTER 1 GENERAL.....</b>	<b>9</b>
1.1 System Configuration.....	10
1.2 Hardware Configuration .....	11
 <b>CHAPTER 2 PART NAMES .....</b>	 <b>12</b>
2.1 Parts of Main Unit .....	13
 <b>CHAPTER 3 INSTALLATION.....</b>	 <b>15</b>
3.1 Connection .....	16
3.2 Clock Settings .....	17

## LIST OF FIGURES

Figure No.	Title	Page
1-1	System Configuration .....	10
1-2	Basic Hardware Configuration (Using IE-78K0-NS) .....	11
1-3	Basic Hardware Configuration (Using IE-78K0-NS-A).....	11
2-1	Side Connected to IE-780xxx-NS-EM4 .....	13
2-2	Side Connected to IE-78K0-NS or IE-78K0-NS-A .....	14

## **CHAPTER 1 GENERAL**

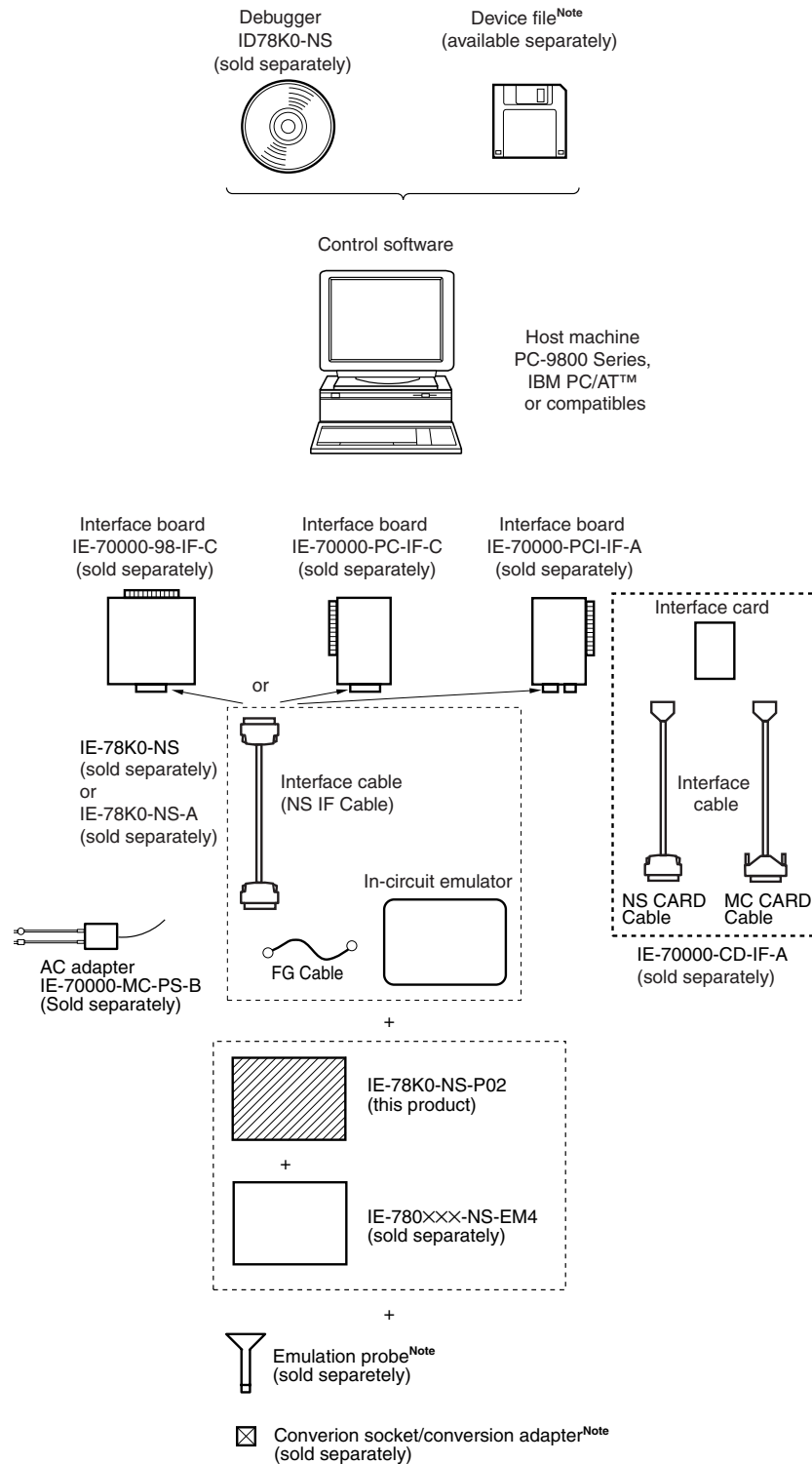
The IE-78K0-NS-P02 is a development tool for efficient debugging of hardware or software when using a 78K/0 Series 8-bit single-chip microcontroller.

This chapter describes the IE-78K0-NS-P02's system configuration and hardware configurations.

## 1.1 System Configuration

Figure 1-1 illustrates the IE-78K0-NS-P02's system configuration.

**Figure 1-1. System Configuration**

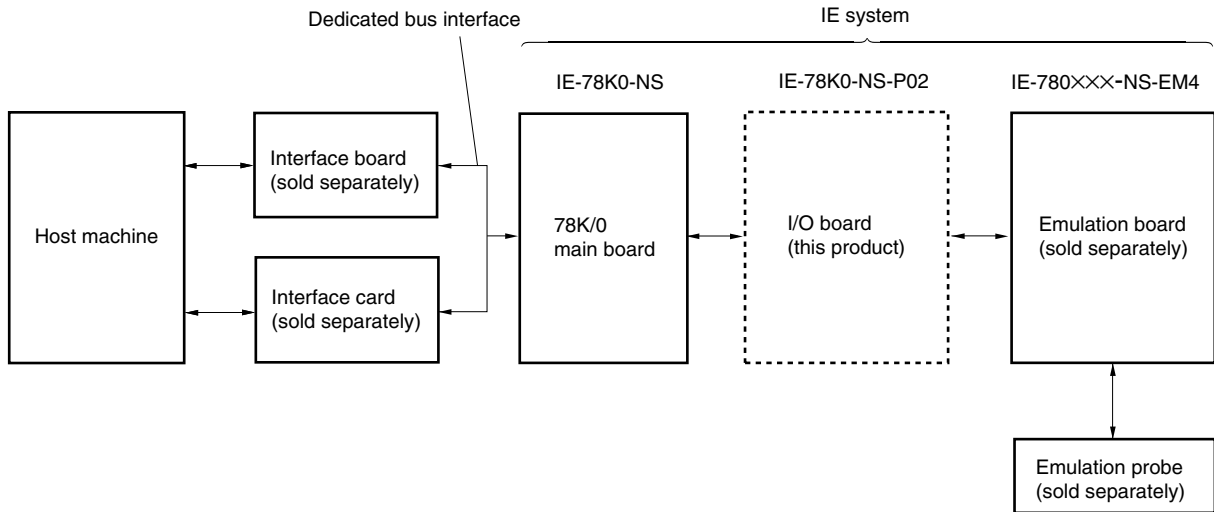


**Note** For the device file, emulation probe, and conversion socket/conversion adapter, refer to the user's manual that comes with the IE-780xxx-NS-EM4.

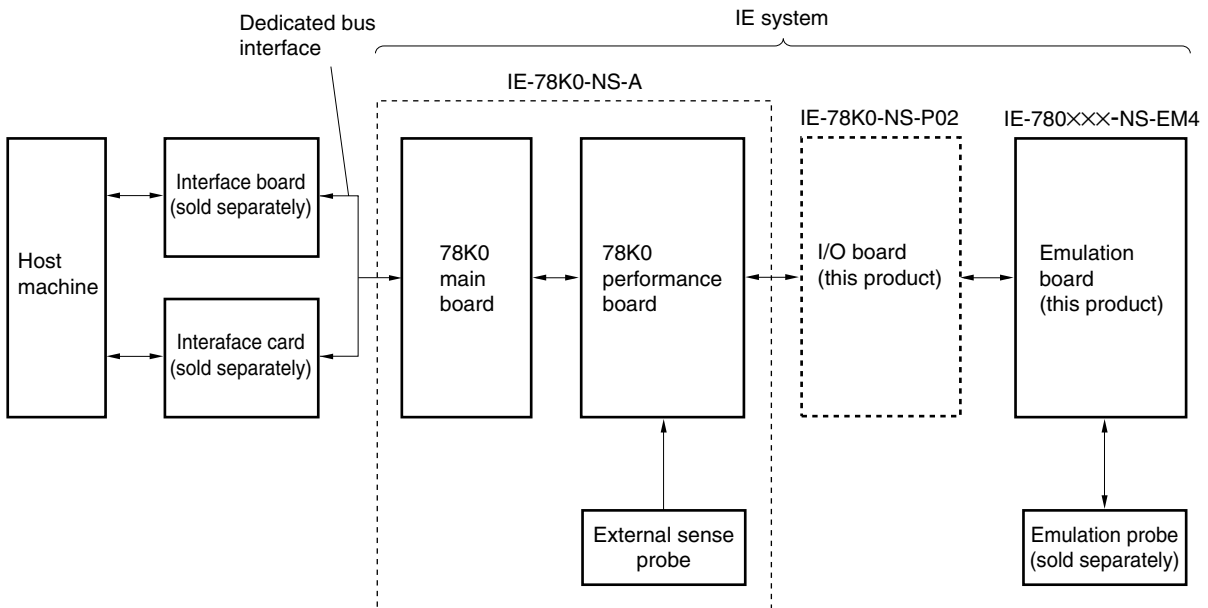
## 1.2 Hardware Configuration

Figures 1-2 and 1-3 show the IE-78K0-NS-P02's position in the basic hardware configuration.

**Figure 1-2. Basic Hardware Configuration (Using IE-78K0-NS)**



**Figure 1-3. Basic Hardware Configuration (Using IE-78K0-NS-A)**



## CHAPTER 2 PART NAMES

This chapter introduces the parts of the IE-78K0-NS-P02 main unit.

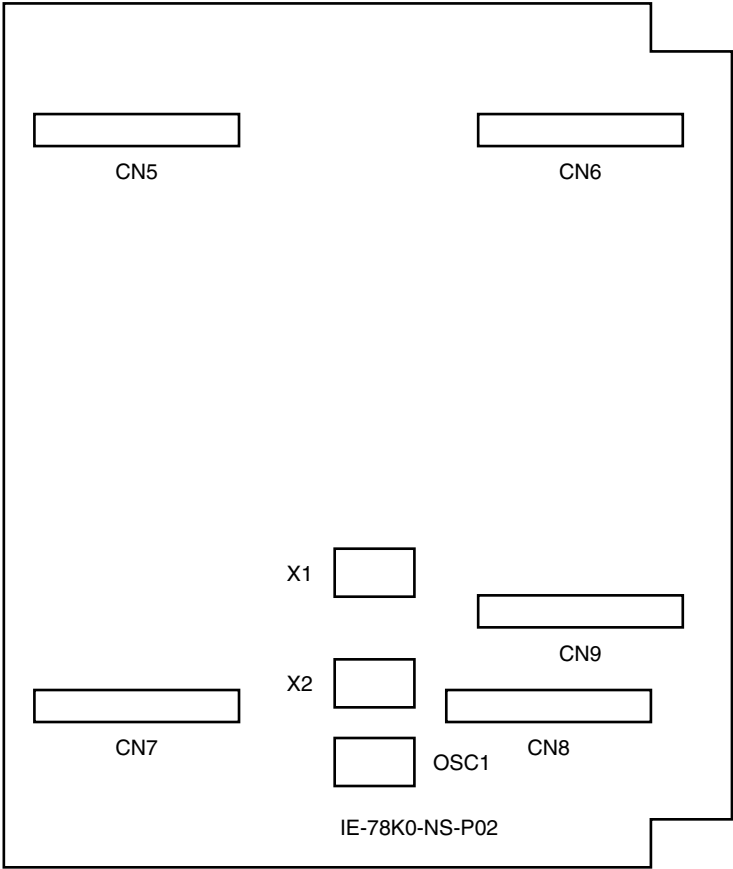
The packing box contains the I/O board (IE-78K0-NS-P02), packing list, user's manual, and guarantee card.

If there are any missing or damaged items, please contact an NEC sales representative.

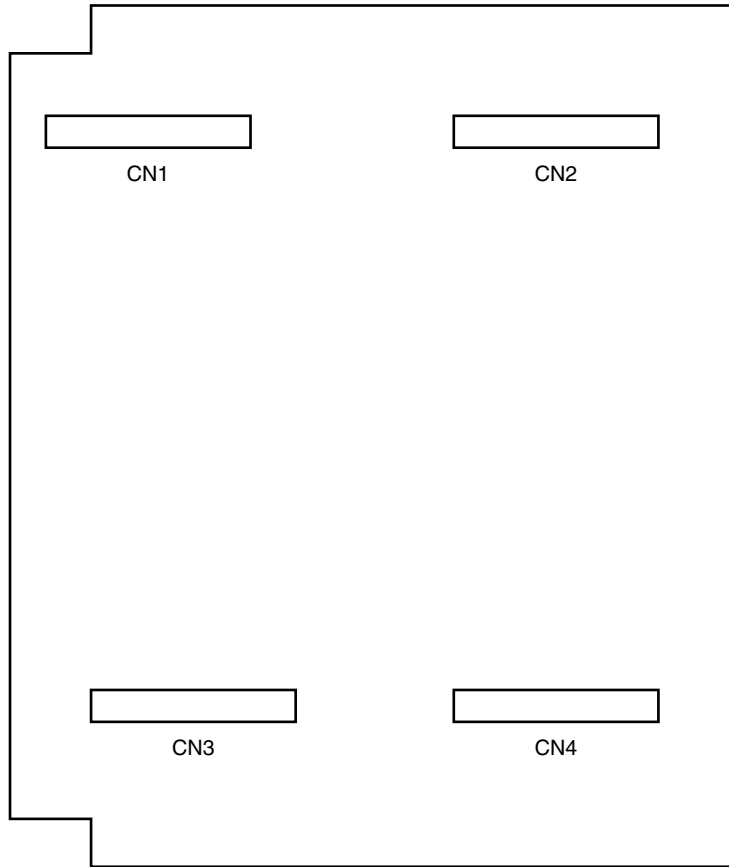
Fill out and return the guarantee card that comes with the main unit.

2.1 Parts of Main Unit

Figure 2-1. Side Connected to IE-780xxx-NS-EM4



**Figure 2-2. Side Connected to IE-78K0-NS or IE-78K0-NS-A**





## CHAPTER 3 INSTALLATION

This chapter describes methods for connecting the IE-78K0-NS-P02 to the in-circuit emulator (IE-78K0-NS or IE-78K0-NS-A), emulation probe, etc. Mode setting methods are also described.

**Caution**    **Connecting or removing components to or from the target system, or making switch or other setting changes must be carried out after the power supply to both the IE system and the target system has been switched OFF.**

### 3.1 Connection

See the **IE-78K0-NS User's Manual (U13731E)** for a description of how to connect the IE-78K0-NS-P02 to the IE-78K0-NS and the IE-780xxx-NS-EM4.

See the **IE-78K0-NS-A User's Manual (U14889E)** for a description of how to connect the IE-78K0-NS-P02 to the IE-78K0-NS-A and the IE-780xxx-NS-EM4.

**Caution**    **Incorrect connection may damage the IE system.**

**Be sure to read the user's manual of each product for a detailed description of the connection method.**

## **3.2 Clock Settings**

IE-78K0-NS-P02 includes the following oscillator and parts boards for the clock.

- (1) 8.388608 MHz (OSC1) (fixed mounting)
- (2) Parts board for clock (X1)
- (3) Parts board for clock (X2)

For the clock setting procedure of the IE-78K0-NS-P02, refer to the user's manual of the IE-78K0xxx-NS-EM4 to be used. If no instructions regarding clock settings are provided in the user's manual of the IE-78K0xxx-NS-EM4 to be used, clock setting is not necessary in the IE-78K0-NS-P02. Leave the parts boards for the clocks, X1 and X2, mounted in the IE-78K0-NS-P02 as they are.

[MEMO]

## Facsimile Message

From:

Name

Company

Tel.

FAX

Address

Although NEC has taken all possible steps to ensure that the documentation supplied to our customers is complete, bug free and up-to-date, we readily accept that errors may occur. Despite all the care and precautions we've taken, you may encounter problems in the documentation. Please complete this form whenever you'd like to report errors or suggest improvements to us.

*Thank you for your kind support.*

**North America**

NEC Electronics Inc.  
Corporate Communications Dept.  
Fax: +1-800-729-9288  
+1-408-588-6130

**Europe**

NEC Electronics (Europe) GmbH  
Market Communication Dept.  
Fax: +49-211-6503-274

**South America**

NEC do Brasil S.A.  
Fax: +55-11-6462-6829

**Hong Kong, Philippines, Oceania**

NEC Electronics Hong Kong Ltd.  
Fax: +852-2886-9022/9044

**Korea**

NEC Electronics Hong Kong Ltd.  
Seoul Branch  
Fax: +82-2-528-4411

**P.R. China**

NEC Electronics Shanghai, Ltd.  
Fax: +86-21-6841-1137

**Taiwan**

NEC Electronics Taiwan Ltd.  
Fax: +886-2-2719-5951

**Asian Nations except Philippines**

NEC Electronics Singapore Pte. Ltd.  
Fax: +65-250-3583

**Japan**

NEC Semiconductor Technical Hotline  
Fax: +81- 44-435-9608

I would like to report the following error/make the following suggestion:

Document title: \_\_\_\_\_

Document number: \_\_\_\_\_ Page number: \_\_\_\_\_

\_\_\_\_\_  
\_\_\_\_\_  
\_\_\_\_\_

If possible, please fax the referenced page or drawing.

Document Rating	Excellent	Good	Acceptable	Poor
Clarity	<input type="checkbox"/>	<input type="checkbox"/>	<input type="checkbox"/>	<input type="checkbox"/>
Technical Accuracy	<input type="checkbox"/>	<input type="checkbox"/>	<input type="checkbox"/>	<input type="checkbox"/>
Organization	<input type="checkbox"/>	<input type="checkbox"/>	<input type="checkbox"/>	<input type="checkbox"/>