





# SynJet<sup>®</sup> Downlight Cooler 120, 40W

SynJet cooling technology provides the most reliable thermal management solution available. This LED cooler has been developed by Nuventix for cooling downlight modules and arrays.

- Cools up to 40 W<sup>4</sup>
- Reliable 100K Hours Lifetime
- Energy Efficient
- 5 Yr Warranty
- Small Form Factor
- Quiet Acoustics



## Specifications<sup>1</sup> Thermal & Acoustic

SynJet Setting <sup>2</sup>	Θs-a <sup>3</sup>	TDP <sup>4</sup> (W)	SPL (dBA) <sup>5</sup>	Wire Connections	
High Performance	0.75	40	30	Red to +VDC Black & Blue to Ground	
Standard	0.94	32	22	Red to +VDC Black only to Ground	
Silent	1.06	28	19	Red to +VDC Black & Purple to Ground	
PWM at 100% duty cycle	0.75	40	30	Red to +VDC Black only to Ground Blue to PWM Signal	
Heatsink Only	2.0	15	N/A	N/A	N/A

## Electrical

SynJet Setting <sup>2</sup>	Voltage (VDC) +/- 10%	Current (mA) <sup>6</sup>			Pavg (mW)	Voltage (VDC) +/- 10%	Current (mA) <sup>6</sup>			Pavg (mW)
		Imin	Iavg	Ipeak			Imin	Iavg	Ipeak	
High Performance	5	20	90	180	450	12	10	58	116	700
Standard			70	140	350			46	92	550
Silent			80	160	400			50	100	600
PWM at 100% duty cycle			90	180	450			58	116	700

## Environmental

All Settings	Min	Max	Units	Conditions
Operating Temperature	-40	70	°C	Air temperature surrounding cooler
Storage Temperature	-50	95	°C	Air temperature surrounding cooler
Storage Altitude		15K	m	Above sea level
Operating Relative Humidity	5	95	%	Non-condensing
Weight		490	g	SynJet with Heatsink
Reliability		100K	hrs	L10 @ 60°C
Regulatory Compliance				RoHS, UL, FCC Part 15 Class B, CE

<sup>1</sup> All values are typical at 25°C unless otherwise stated.

<sup>2</sup> The Level Select model should be used for discrete performance settings. Follow the instructions in the Product Design Guide for adjusting settings.

<sup>3</sup> Thermal resistance values are given as reference only and are measured in free air without airflow obstructions. Thermal resistance is measured from the bottom middle of the heat sink to ambient air measured at the inlet to the SynJet, with a heat source at least 15cm<sup>2</sup> using the 40W reference heat sink. Actual thermal performance may vary by application and final product design should be tested to assure proper thermal performance.

<sup>4</sup> Thermal Design Power is based on a 30°C temperature rise of heat sink mounting surface above ambient temperature around cooler.

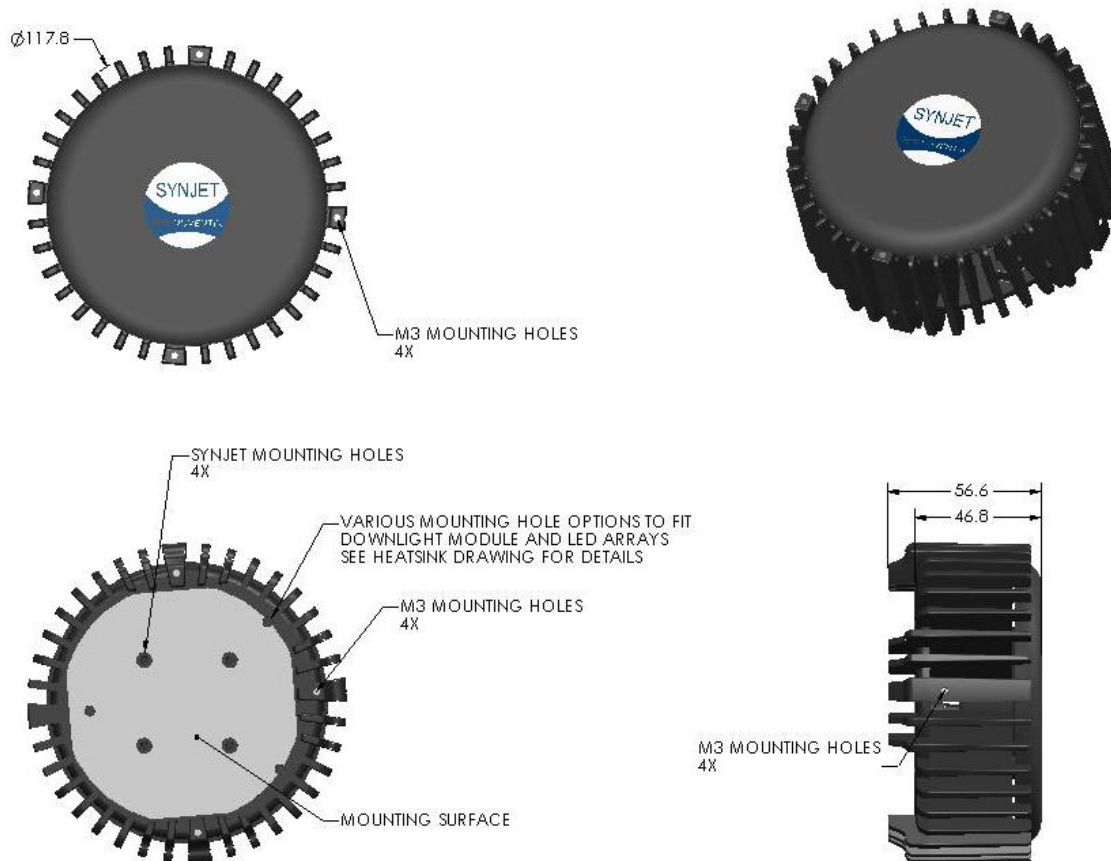
<sup>5</sup> Sound Pressure Level is measured at 1 meter distance per ISO 7779.

<sup>6</sup> The SynJet has a time varying current. The current waveform is sinusoidal and the average current (Iavg) is used to calculate the average power consumption (Pavg) at nominal input voltage (VDC). See the Electrical section in the Product Design Guide for a detailed explanation.

## PRODUCT DATASHEET

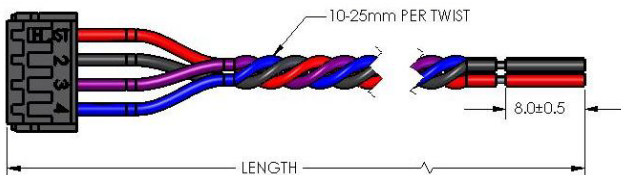
### Mechanical

SynJet Cooling Solution shown with HSSLS-CALBL-005



All dimensions are nominal and in mm unless otherwise stated. See product drawings for more detail.

### SynJet Wire Harness



### Connector Pinout

Pin	Wire Color	Symbol	Description
1	Red	+VDC	5 V or 12 V depending on model
2	Black	GND	Ground
3	Purple	CTRL2	Input for Level Select model Status signal for PWM model
4	Blue	CTRL1	Input for Level Select model PWM input for PWM model

**IMPORTANT:** SynJets should be completely wired to the power supply before the power supply is energized. The power supply should be turned off before the SynJet Cooler is disconnected. SynJet Coolers are not designed for "hot swap" or "hot plug" applications.

### Part Numbers

Part Number	Description	Notes
SSSLs-CM005-008	SynJet, ZFlow 100 Cooler, Level Select, 5V, Black	Configurable to discrete performance settings
SSSLs-CM005-009	SynJet, ZFlow 100 Cooler, PWM, 5V, Black	Use with PWM input to control performance setting
SSSLs-CM012-017	SynJet, ZFlow 100 Cooler, Level Select, 12V, Black	Configurable to discrete performance settings
SSSLs-CM012-018	SynJet, ZFlow 100 Cooler, PWM, 12V, Black	Use with PWM input to control performance setting
HSSLS-CALBL-005	Heatsink, 40W, Philips Fortimo and Lexel, Stark DLE, Black	Contact sales for other heatsink options
WALLS-C4150-001	Wire Harness, 4-Wire, 150 mm Length	Contact sales for other wire harness options
WALLS-C4600-001	Wire Harness, 4-Wire, 600 mm Length	Contact sales for other wire harness options

Nuventix reserves the right to make changes to the products or information contained herein without notice. No liability is assumed as a result of their use or applications. For additional information, please contact Nuventix directly.