

SERIES 84S

Sealed

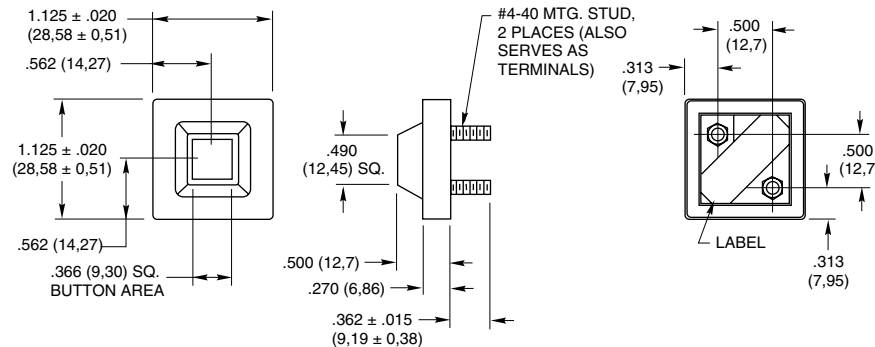
FEATURES

- Waterproof Silicone Rubber
- Easily Customized Legends
- Audible, Tactile Contacts
- Low Contact Resistance
- Optional RFI/EMI Shielding
- 3,000,000 Operations per Button



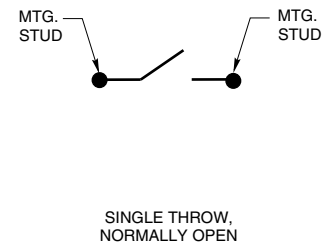
DIMENSIONS In inches (and millimeters)

1 Button Module



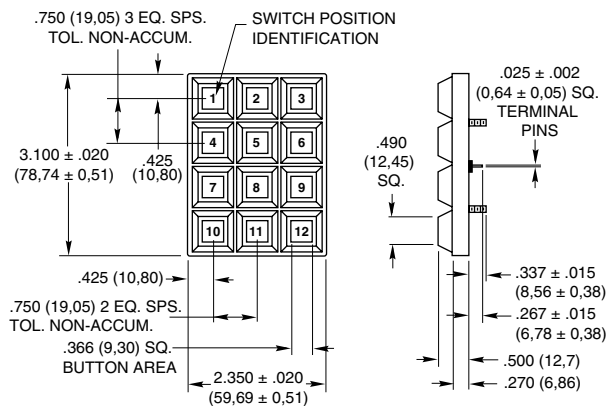
Unless otherwise noted, linear dimension tolerances are $\pm .010$ (0,25)

CIRCUITRY

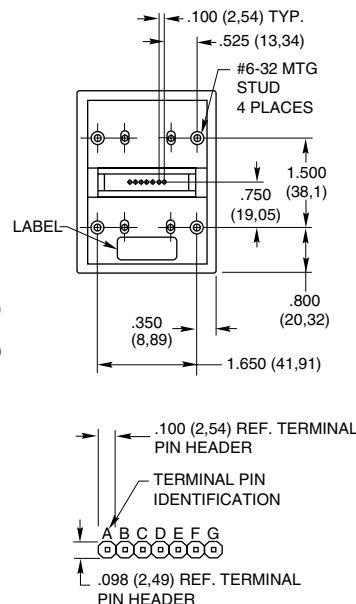


Note: Mounting studs serve as terminals.

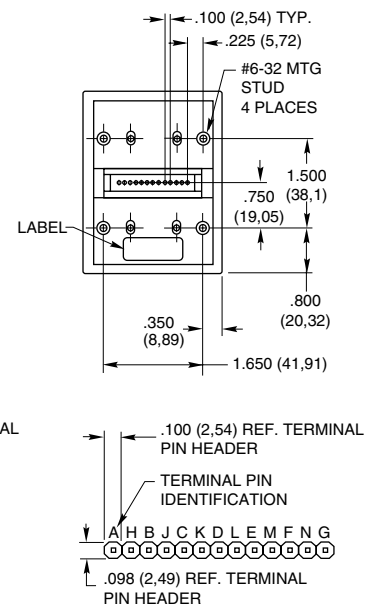
3x4 Keyboard



Matrix Output



Single Pole/Common Bus





Dots in the chart indicate connected terminals when switch is closed. Terminals are identified on the keyboard.

12 Button Keypads

3x4		CODES																			
		Matrix								Single Pole/Common Bus											
BUTTON LOCATION	1	•			•					•											•
	2										•										•
	3				•							•									•
	4	•							•												•
	5		•							•											•
	6			•						•											•
	7	•																			•
	8		•																		•
	9			•																	•
	10																				•
	11	•																			•
	12		•																		•
		C	B	A	G	F	E	D	E	C	B	F	D	A	N	K	H	M	L	J	G
		TERMINAL LOCATION																			

16 Button Keypads

[illegible]

SPECIFICATIONS

Rating Criteria

Rating at 24 Vdc: ≤ 10 milliamps resistive

Contact Bounce: 4 milliseconds maximum at make; 10 milliseconds at break

Contact Resistance: MOS, TTL, and DTL compatible. (10 ohms maximum)

Life Expectancy: 3 million operations/button

Insulation Resistance: 1,000 megohm

Operating Features

Pre-Travel: .030 inches minimum

Operating Temperature: -55°C to 85°C

Operating Force: 20 ± 4 ounces

Humidity: 0 to 98% (no condensation)

Minimum Push Out Force Per Pin: 5 pounds

Materials and Finishes

Terminal Pins: Copper alloy CDA 725, solder-plated

PC Board: FR-4 glass cloth epoxy

Contact Dome: Stainless steel, selectively gold-plated

Dome Retainer/Rear Seal Sheet: Polyester

Mounting Studs: Phosphor bronze

Optional Hex Nut: Stainless steel, passivated

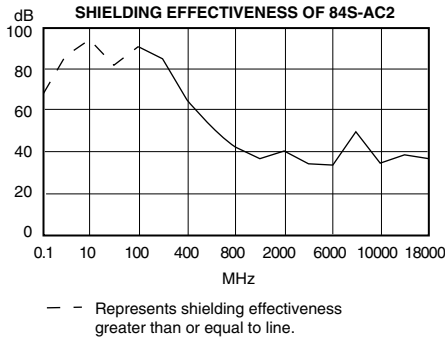
Optional EMI Shield: Aluminum foil

Keypad: Silicone rubber

Buttons: ABS Cycolac, grade FR15U

Shielding Effectiveness

Results shown are typical for a standard Grayhill Series 84S Keyboard. A conductive gasket will generally increase the shielding, depending on the size and shape of the gasket and its material. Data derived for E-Field Radiation.



Frequency MHz	Rating in dB
0.1	66.2
10	94.8
100	90.5
400	64.2
800	42.3
2,000	40.5
6,000	33.1
10,000	34.4
18,000	37.0

receiving equipment. A signal generator provided the frequency source that was radiated from the transmitting antenna to the enclosed receiving antenna. The spacing between antennas was maintained constant throughout the frequency range. The effectiveness rating is determined by establishing a reference reading without obstruction between the two antennas and determining the difference between that reading and the test setup reading.

Note:

When measured in actual equipment, shielding effectiveness is determined by many factors. This method accurately represents the shielding effectiveness of the Grayhill Series 84S under ideal test conditions.


Test Method:

Measurements were made with the keyboard mounted to a brass plate, which in turn was mounted to a shielded enclosure containing the


STANDARD LEGENDS

Available through Grayhill Distributors

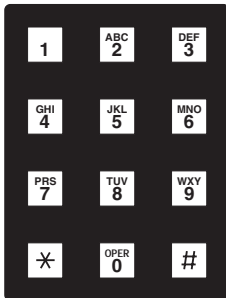
To order one of the configurations below, use the dash number shown here; select the keypad size and code, and order the part number with the appropriate legend dash number. The buttons in these keypads can be removed, and reinserted in any configuration.




-112



-014




-113



-016

CUSTOM LEGENDS



Library of Legends

Grayhill maintains a legend library which contains the most often requested special legends and many unusual ones. If the legend is in the library, the cost to utilize this legend in your keypad configuration is minimal. If the legend is not available, Grayhill can list the charges required to add your legend to the library. In this manner, new legends are added on a periodic basis. Custom legends to fit your unique requirements may not be as expensive as you think, contact Grayhill.

Adding Color

Use colored buttons to segregate button groupings or to provide originality. Available in black legends on white or yellow buttons, or in white legends on black, green, red or blue buttons. Two popular combinations, black on white and white on black, are available from Grayhill stock. Delivery time will increase for other color combinations.

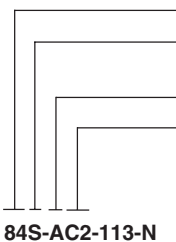


HEADER CONNECTORS

Compatible with: Samtec, Inc. Header Series BCS, BSW, CES, ESW, ESQ, SLW, SSW, SSQ, IDSS and IDSD or equivalent.

Available from your local Grayhill Distributor. For prices and discounts, contact a local Sales Office, an authorized local Distributor or Grayhill.

ORDERING INFORMATION



84S-AC2-113-N

Grayhill Series Number

Shielded or Non-Shielded Option

S = Shielded; SN = Non-Shielded

Size Option: A = 3x4; B = 4x4; C = 1 Button

Circuitry Option (B2 and C2 not applicable to 1 button)

B2 = Matrix in-line pins

C2 = Single pole/common bus, in-line pins

C3 = 1 Button, SPST-N.O., non-shielded only

Mounting Nut Option

N = Provided with hex nuts for mounting; Blank = Nuts not provided

Standard Legend Choices

3x4 Size: -112 or -113; -000, No buttons; -101, Blank Buttons

4x4 Size: -014 or -016; -000, No buttons; -001, Blank Buttons

1 Button Size: -001, No legend, white button