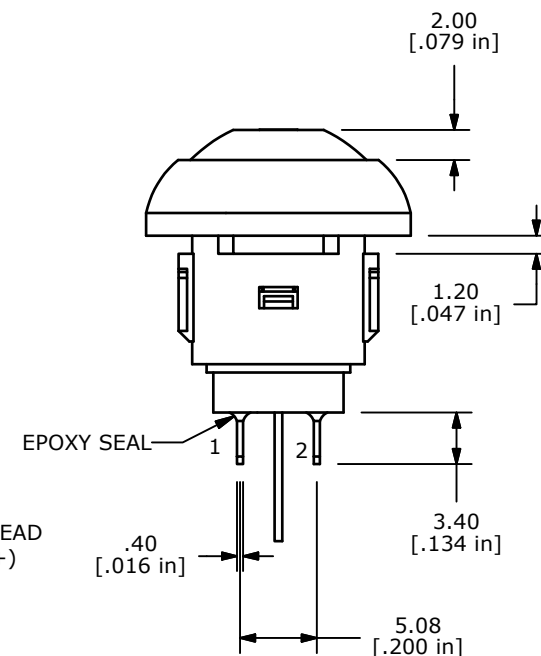
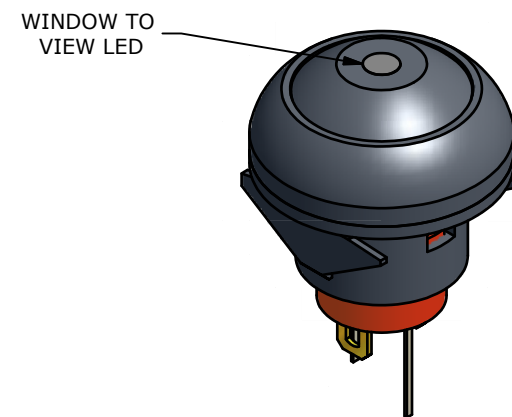
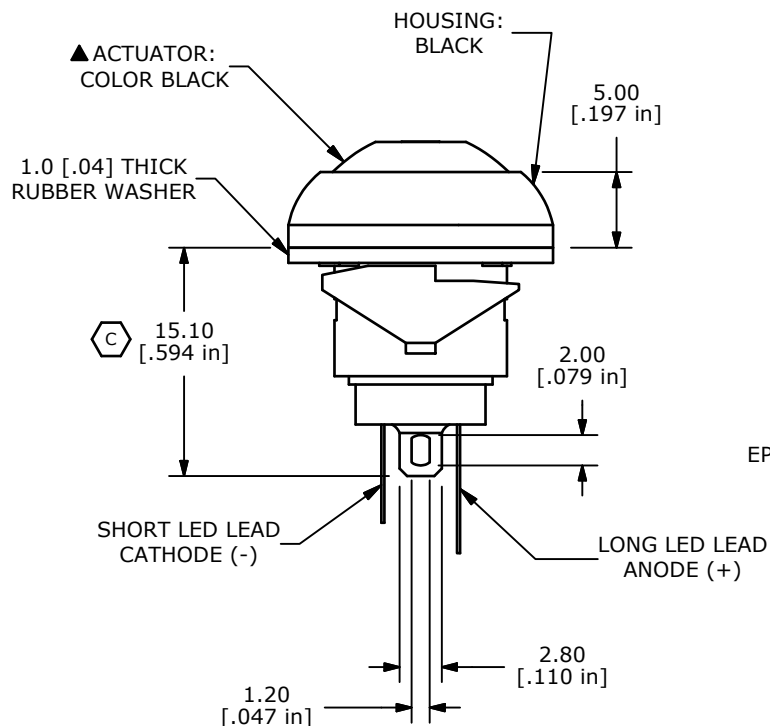


▲ LED SPECIFICATION		
LED PARAMETER	UNITS	BLUE LED
FORWARD CURRENT	mA	20
FORWARD VOLTAGE @ 20mA	V	2.8-3.2
LUMINOUS INTENSITY	mcd	28-70

## NOTE:

1. ALL DIMENSIONS IN MM [INCH]
2. GENERAL TOLERANCE: X.X=±0.4  
X.XX=±0.25
3. TERMINAL NUMBERS FOR REF ONLY
4. CIRCUIT: SPST OFF-MOMENTARY ON
5. CONTACT MATERIAL: Gold over SILVER
- ▲ 6. RATING: 125mA @ 125 VAC  
100mA @ 50 VDC
7. ELECTRIC LIFE: 500,000 CYCLES AT FULL LOAD
8. CONTACT RESISTANCE: 50 milli-OHM max. (INITIAL)
9. INSULATION RESISTANCE: 1,000 MEGA-OHM min.  
@ 500VDC.
10. DIELECTRIC STRENGTH: 1,000 VAC rms.
11. OPERATING FORCE: 300 gf +/- 100 gf
12. OPERATING TEMPERATURE: -30°C TO +85°C.
13. CONTACT BOUNCE: 10ms MAX.
- ▲ 14. TRAVEL: 1.5mm
15. PANEL THICKNESS RANGE: 0.8 - 1.8 mm
16. ▲ DENOTES CRITICAL PARAMETER.
17. 2002/95/EC (ROHS) COMPLIANT
- ▲ 18. HARDWARE INCLUDED:  
1. T081100 RUBBER SEAL (1)
- ▲ 19. SEAL RATING: IP65



C	19467	UPDATE DIM / DRAWING CLEAN-UP	11/23/10	BMA
B	19358	MISC. DRAWING UPDATES	10/28/10	BMA
A	18495	RELEASE FOR PRODUCTION	4/24/09	BLR
REV	PCR NO	DESCRIPTION	DATE	BY

THE INFORMATION CONTAINED IN THIS DOCUMENT IS PROPRIETARY  
TO E-SWITCH AND IS NOT TO BE COPIED OR TRANSFERRED



TITLE RP8100B1M1CEBLKBLKBLU

SCALE 2 : 1

DATE 4/24/2009

DR BLR

DWG ST081041

REV C