

TABLE 1

## CONTACT SPECIFICATION

-XX	-S, -D, -T	-S-RA	-D-RA	-T-RA
-01	C-15-1-X	N/A	N/A	N/A
-02	C-15-2-X	C-15-2-X	C-15-2-X	C-15-2-X
			C-15-3-X	C-15-3-X
-03	C-15-3-X	C-15-3-X	C-15-3-X	N/A
			C-15-4-X	N/A
-04	C-15-4-X	C-15-4-X	N/A	N/A
-21	C-60-1-X	N/A	N/A	N/A
-22	C-60-2-X	C-60-2-X	C-60-2-X	C-60-2-X
			C-60-3-X	C-60-3-X
-23	C-60-3-X	C-60-3-X	C-60-3-X	N/A
			C-60-4-X	N/A
-24	C-60-4-X	C-60-4-X	N/A	N/A

DO NOT  
SCALE FROM  
THIS PRINT

SSQ-1 XX-XX-XXX-X-XX-XXX-XX-XX

No OF POSITIONS  
-01 THRU -50  
(PER ROW)

## LEAD STYLE

(SEE TABLE 1)

-01 THRU -04: STANDARD INSERTION FORCE  
-21 THRU -24: LOW INSERTION FORCE

## PLATING SPECIFICATION

-G: 20μ" GOLD IN CONTACT AREA,  
3μ" SELECTIVE GOLD ON TAIL  
-T: MATTE TIN ON ENTIRE PIN  
(NOT AVAILABLE FOR -21 THROUGH -24 LEAD STYLES)  
-S: 30μ" SELECTIVE GOLD IN CONTACT AREA,  
MATTE TIN ON TAIL  
-H: 30μ" GOLD IN CONTACT AREA,  
3μ" SELECTIVE GOLD ON TAIL  
-F: 3μ" SELECTIVE GOLD IN CONTACT AREA,  
MATTE TIN ON TAIL  
-TL: TIN/LEAD (90/10±5%) ON ENTIRE PIN  
(AVAILABLE ONLY ON LEAD STYLE -01)  
-TM: MATTE TIN ON ENTIRE PIN  
(NOT AVAILABLE FOR -21 THROUGH -24 LEAD STYLES)  
-SM: 30μ" SELECTIVE GOLD IN CONTACT AREA,  
MATTE TIN ON TAIL  
-FM: 3μ" SELECTIVE GOLD IN CONTACT AREA,  
MATTE TIN ON TAIL  
-L: 10μ" SELECTIVE GOLD IN CONTACT AREA,  
MATTE TIN ON TAIL  
-STL: 30μ" SELECTIVE GOLD IN CONTACT AREA,  
TIN/LEAD (90/10±5%) ON TAIL  
(AVAILABLE ONLY ON LEAD STYLE -01)

## OPTION

\*\* -MW: METAL WASHER (SEE FIG 7, SHT 3)  
(N/A WITH -LL OR -RA)  
(N/A WITH -T)  
(AVAILABLE ON -01, -02, -21, & -22 STYLES ONLY)  
(AVAILABLE ON POS -02 THRU -30 ONLY)

## OPTION

-LL: LOCKING LEAD (SEE FIG 6, SHT 2)  
(N/A WITH SINGLE ROW, 1 OR 2 POS)

## POLARIZATION OPTION

INDICATE POS (SEE FIG 8, SHT 3)

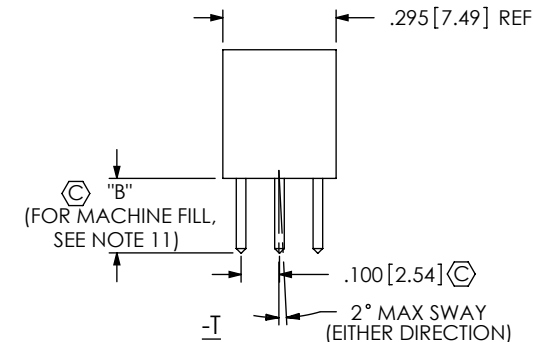
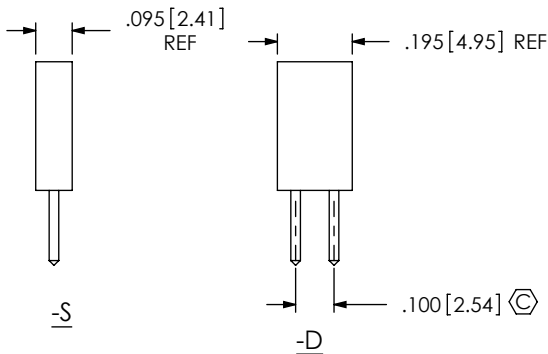
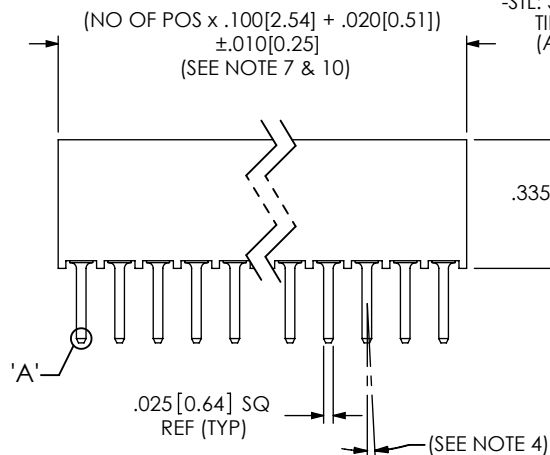
## OPTION

-RA: RIGHT ANGLE (SEE FIG 2, SHT 2)  
(N/A ON LEAD STYLE -01)

## ROW SPECIFICATION

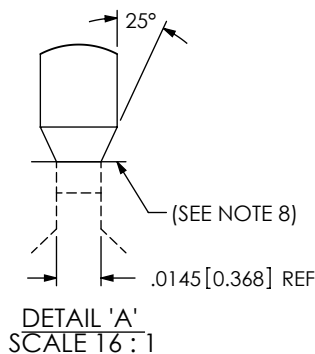
-S: SINGLE, USE SSW-XX-S  
-D: DOUBLE, USE SSW-XX-D  
-T: TRIPLE, USE SSW-XX-T  
-Q: TRIPLE (SEE FIG 4, SHT 2) USE SSW-XX-T  
(-T WITH ONLY 2 OUTER ROWS FILLED)  
-P: POLARIZED,  
USE SSW-XX-P (SEE FIG 5, SHT 2)

\*\* - MW OPTION, DO NOT DESIGN IN.  
SAMTEC WILL ONLY SUPPORT EXISTING  
BUSINESS AS OF 02/12/2002

FIG 1  
SSQ-1 XX-XX-X SHOWN

## NOTES:

1. Ⓢ REPRESENTS A CRITICAL DIMENSION.
2. MINIMUM PUSHOUT FORCE: 1.5 LB.
3. MAXIMUM ALLOWABLE BOW: .003[.08] INCH/INCH.
4. MAXIMUM ALLOWABLE SWAY: HAND FILL 4° (TYP).  
MACHINE FILL 1° (TYP).
5. MAXIMUM VARIATION BETWEEN PIN ROWS: .010[0.25].
6. END WALLS AFTER CUTTING SHOULD BE .020 ± .003 [0.51 ± .08]
7. MAXIMUM CUT FLASH: .010[0.25].
8. SHEAR LOCATION TO BE WITHIN .001[0.03] OF THE  
BREAK OFF CENTER LOCATION FOR MACHINE FILL.
9. NOTCH ON -P-RA OPTION TO BE ORIENTED AS SHOWN.
10. NO FLASH IS ALLOWED BELOW LEADS OR IN HOLES OF BODY.
11. +.000[0.00]/-.005[0.13] FOR MACHINE FILL ONLY, SSQ-1XX-XX-X-S,  
SSQ-1XX-XX-X-D, SSQ-1XX-XX-X-T (IN-PROCESS), SSQ-1XX-XX-X-S-RA.



F:\DWG\MISC\MKTG\SSQ-1XX-XX-XXX-X-XX-XXX-XX-X-MKT.SLDDRW

UNLESS OTHERWISE SPECIFIED,  
DIMENSIONS ARE IN INCHES.

TOLERANCES ARE:

DECIMALS ANGLES  
.XX: ±.01 [.3]  
.XXX: ±.005 [.13]  
.XXXX: ±.0020 [.051]

## PROPRIETARY NOTE

THIS DOCUMENT CONTAINS INFORMATION  
CONFIDENTIAL AND PROPRIETARY TO  
SAMTEC, INC. AND SHALL NOT BE REPRODUCED  
OR TRANSFERRED TO OTHER DOCUMENTS OR  
DISCLOSED TO OTHERS OR USED FOR ANY  
PURPOSE OTHER THAN THAT WHICH IT WAS  
OBTAINED WITHOUT THE EXPRESSED WRITTEN  
CONSENT OF SAMTEC, INC.

MATERIAL: DO NOT SCALE DRAWING SHEET SCALE: 2:1  
INSULATOR: LCP, UL 94 VO, COLOR: BLACK  
CONTACT: PHOS BRONZE

CONTACT	TABLE 2			
	"B"	"C" REF		
	-S(-RA), -D, -T	-S-RA	-D-RA	-T-RA
-01, -21	0.104 [2.64]	N/A	N/A	N/A
-02, -22	0.194 [4.93]	0.100 [2.54]	0.100 [2.54]	0.100 [2.54]
-03, -23	0.394 [10.01]	0.300 [7.62]	0.300 [7.62]	N/A
-04, -24	0.584 [14.83]	0.490 [12.45]	N/A	N/A

**samtec**

520 PARK EAST BLVD, NEW ALBANY, IN 47150  
PHONE: 812-944-6733 FAX: 812-948-5047  
e-Mail: info@SAMTEC.com code 55322

DESCRIPTION:  
ASSEMBLY, SOCKET STRIP .025[0.64] SQ TAIL

DWG. NO.

SSQ-1 XX-XX-XXX-X-XX-XXX-XX-X

BY: PURVIS 06/12/1987 SHEET 1 OF 3

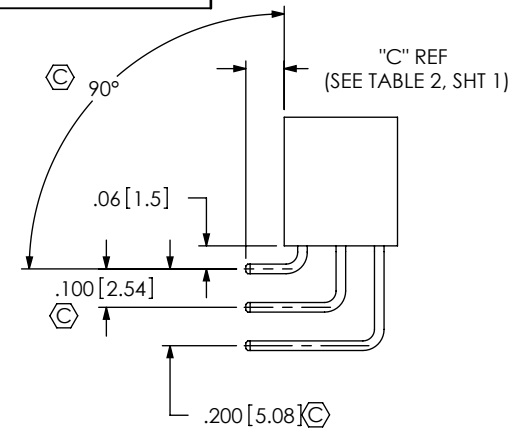


FIG 2  
(DIFFERENT AS SHOWN,  
OTHERWISE SAME AS FIG 1)  
SSQ-1XX-X-S-RA  
SSQ-1XX-X-D-RA  
SSQ-1XX-X-T-RA  
SSQ-1XX-X-P-RA

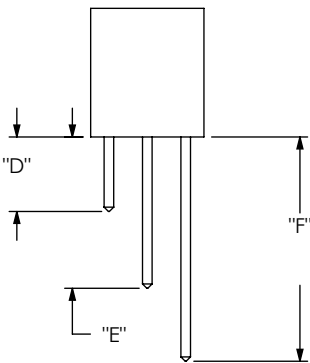


FIG 3  
IN PROCESS RIGHT ANGLE

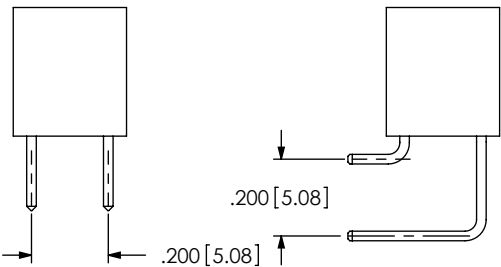


FIG 4  
SSQ-1XX-XXX-X-Q-RA SHOWN  
(DIFFERENT AS SHOWN,  
OTHERWISE SAME AS FIG 1, FIG 2)

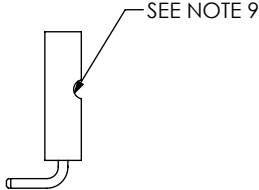
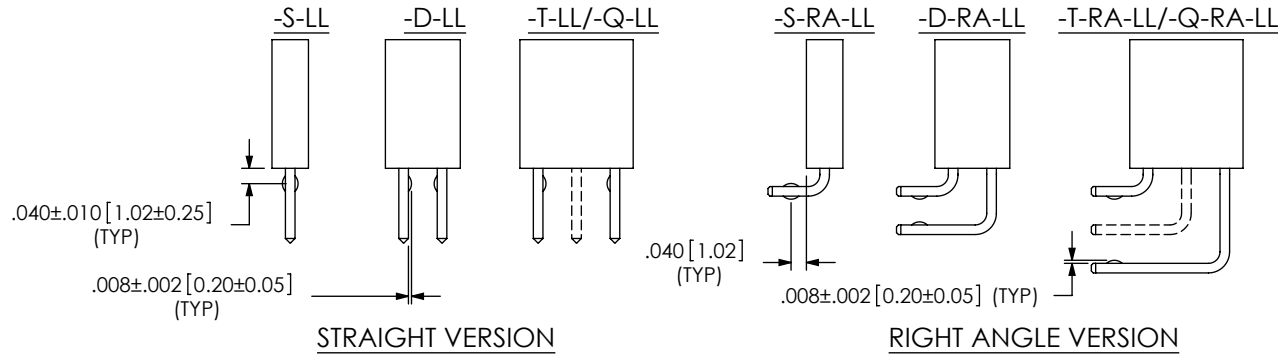


FIG 5  
SSQ-1XX-XXX-X-RA-P SHOWN  
(DIFFERENT AS SHOWN,  
OTHERWISE SAME AS FIG 2)



STRAIGHT VERSION

RIGHT ANGLE VERSION

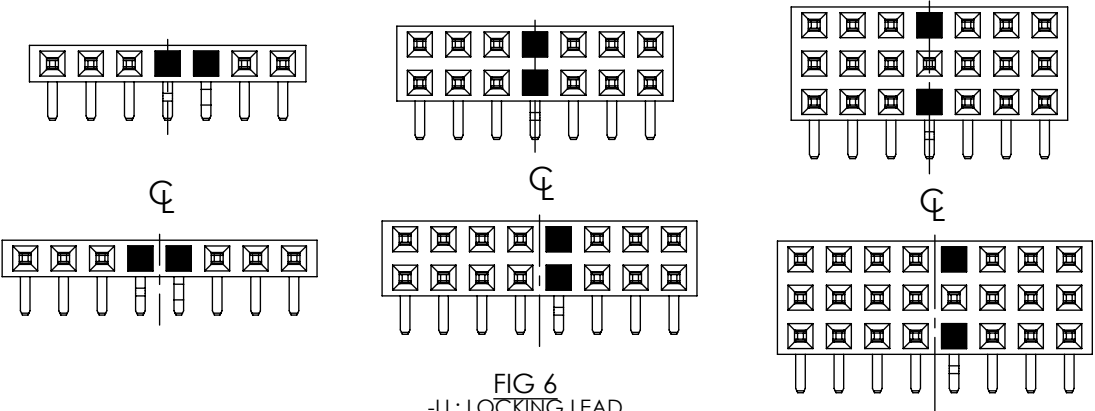


FIG 6  
-LL: LOCKING LEAD  
■ CRIMP LOCATION  
(DIFFERENT AS SHOWN,  
OTHERWISE SAME AS FIG 1)

TABLE 3			
IN PROCESS	"D"	"E"	"F"
SSQ-1XX-02-X-D-RA	0.194 [4.93]	0.394 [10.01]	N/A
SSQ-1XX-03-X-D-RA	0.394 [10.01]	0.594 [15.09]	N/A
SSQ-1XX-02-X-T-RA	0.194 [4.93]	0.394 [10.01]	0.594 [15.09]

PROPRIETARY NOTE  
THIS DOCUMENT CONTAINS INFORMATION  
CONFIDENTIAL AND PROPRIETARY TO  
SAMTEC, INC. AND SHALL NOT BE REPRODUCED  
OR TRANSFERRED TO OTHER DOCUMENTS OR  
DISCLOSED TO OTHERS OR USED FOR ANY  
PURPOSE OTHER THAN THAT WHICH IT WAS  
OBTAINED WITHOUT THE EXPRESSED WRITTEN  
CONSENT OF SAMTEC, INC.

DO NOT SCALE DRAWING

SHEET SCALE: 2:1

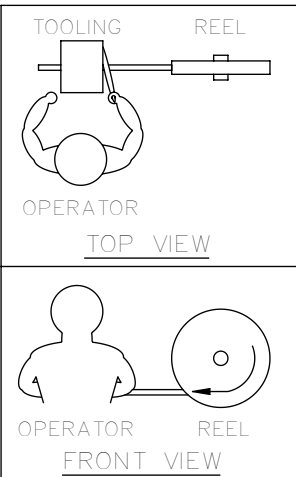
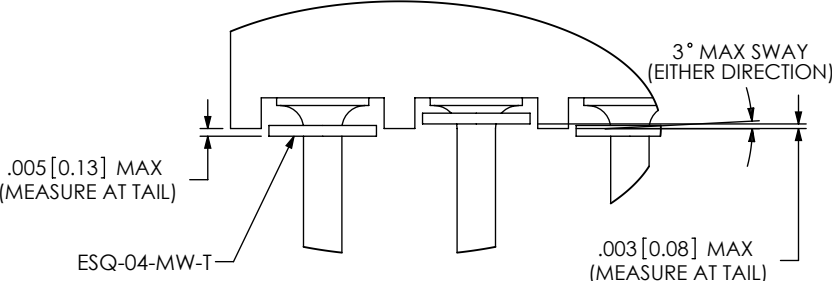
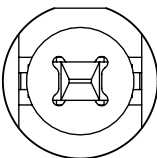
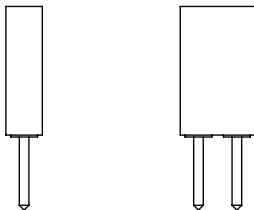
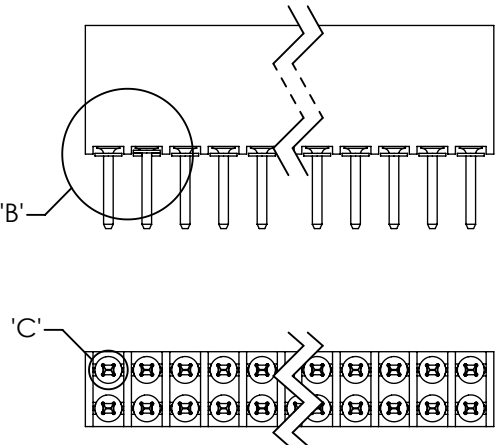
**samtec**

520 PARK EAST BLVD, NEW ALBANY, IN 47150  
PHONE: 812-944-6733 FAX: 812-948-5047  
e-Mail: info@SAMTEC.com code 55322

DESCRIPTION:  
ASSEMBLY, SOCKET STRIP .025[0.64] SQ TAIL

DWG. NO.  
SSQ-1XX-XX-XXX-X-XX-XXX-XX-X

BY: PURVIS 06/12/1987 SHEET 2 OF 3



WASHER REEL ASSEMBLY ORIENTAION VIEW

DETAIL 'B' SCALE 8:1

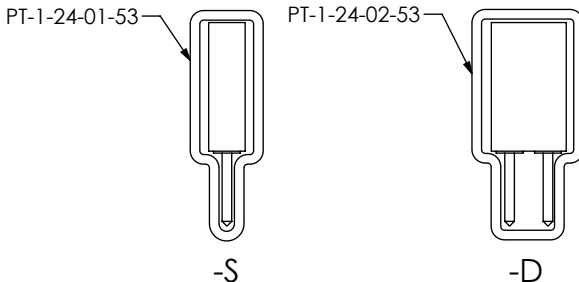


FIG 9 FOR METAL WASHERS ONLY (ALL OTHER OPTIONS BULK PACKAGED)

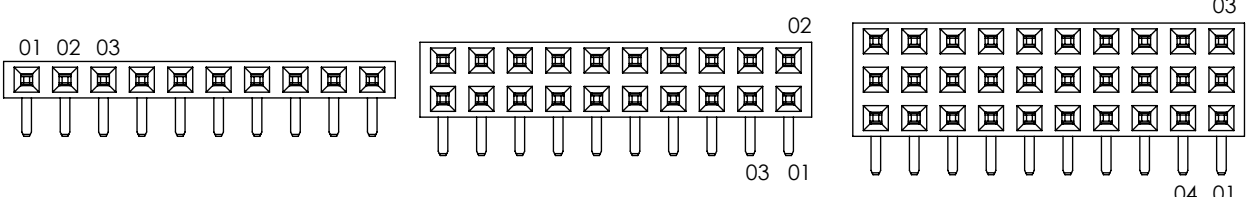


FIG 8 POLARIZATION LOCATION INSERT PK-06-N INTO SPECIFIED POS AND BREAK OFF TAB

PROPRIETARY NOTE  
THIS DOCUMENT CONTAINS INFORMATION  
CONFIDENTIAL AND PROPRIETARY TO  
SAMTEC, INC. AND SHALL NOT BE REPRODUCED  
OR TRANSFERRED TO OTHER DOCUMENTS OR  
DISCLOSED TO OTHERS OR USED FOR ANY  
PURPOSE OTHER THAN THAT WHICH IT WAS  
OBTAINED WITHOUT THE EXPRESSED WRITTEN  
CONSENT OF SAMTEC, INC.

DO NOT SCALE DRAWING  
SHEET SCALE: 2:1



520 PARK EAST BLVD, NEW ALBANY, IN 47150  
PHONE: 812-944-6733 FAX: 812-948-5047  
e-Mail: info@SAMTEC.com code 55322

DESCRIPTION:  
ASSEMBLY, SOCKET STRIP .025[0.64] SQ TAIL

DWG. NO.  
SSQ-1XX-XX-XXX-X-XX-XXX-XX-X

BY: PURVIS 06/12/1987 SHEET 3 OF 3