

ORDERING CODE: MUSB-C111-XX

SERIES, RUGGED USB
 USB SERIES 'A' RECEPTACLE, STACKED, RIGHT ANGLE PCB TAIL
 THREAD OPTION
 3 = #4-40 UNC THREAD
 M = M3 x 0.5 THREAD
 DUST COVER OPTION
 0 = NO DUST COVER SUPPLIED
 1 = WITH GREY DUST COVERS SUPPLIED
 5 = WITH BLACK DUST COVERS SUPPLIED

SPECIAL CONNECTORS:
 MANY UNIQUE FEATURES ARE READILY AVAILABLE TO SUIT CUSTOMER REQUIREMENTS. CONSULT WITH AMPHENOL CANADA FOR DETAILS.

NOTES:

- MATERIAL:**
 - ALL MATERIALS ARE RoHS COMPLIANT PER EU DIRECTIVE 2002/95/EC AND AMENDMENTS
 - OUTER SHELL - DIECAST ZINC ALLOY, NICKEL PLATED
 - CONTACTS - PHOSPHOR BRONZE, PLATED WITH 0.76 MICRONS (30 MICROINCHES) GOLD OVER 1.27 MICRONS (50 MICROINCHES) MINIMUM NICKEL ON THE MATING AREA WITH TIN PLATING ON THE TAILS.
 - USB HOUSING - ENGINEERING THERMOPLASTIC, HIGH TEMPERATURE RESISTANT, FLAMMABILITY RATING UL94V-0, BLACK.
 - USB SHIELD & BACK COVER - COPPER ALLOY, NICKEL PLATED
 - GASKET - SILICONE RUBBER, BLACK
 - DUST COVER - SILICONE RUBBER WITH NICKEL PLATED BRASS BUSHING. SEE ORDERING CODE FOR DUST COVER COLOUR OPTIONS. SEE SHEET 2 FOR DUST COVER VIEWS.
- ENVIRONMENTAL PERFORMANCE PER IEC 60529 CODE IP67 FOR SEAL BETWEEN MATING AREA AND PCB SIDE OF CONNECTOR. GASKET PROVIDES SEAL TO INSIDE FACE OF ENCLOSURE PANEL. AVAILABLE DUST COVERS PROVIDE ADDED PROTECTION.
- CURRENT RATING: 1.5 AMPERES
- CONTACT RESISTANCE: 30 MILLIOHMS MAXIMUM.
- OPERATING TEMPERATURE: -40°C TO +105°C.
- DUST COVERS MAY BE ORDERED SEPARATELY. SPECIFY
 - PART NUMBER MUSB-2A111-014BP FOR THE GREY COVER OR
 - PART NUMBER MUSB-2A111-024BP FOR THE BLACK COVER.



UNLESS SPECIFIED OTHERWISE	DRAWN	G.LI	MAR31/08
PRIMARY UNITS MILLIMETERS	CHECKED	K.LAMBIE	APR02/08
SECONDARY UNITS INCHES	M.E. APP'D		
REFERENCE IN PARENTHESES	Q.A. APP'D		
GENERAL TOLERANCES	DWG APPR.	K.LAMBIE	APR02/08
1 DECIMAL PLACE	ENG. REL. NO.		
2 DECIMAL PLACES ±0.15	REF.		
3 DECIMAL PLACES	THIRD ANGLE PROJECTION		
ANGULAR DEGREES			

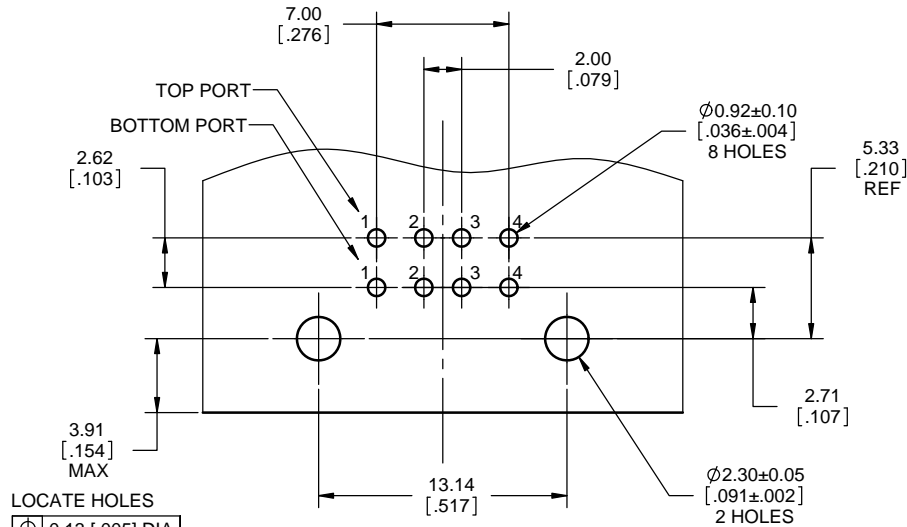
Amphenol Canada Corp.
 www.amphenolcanada.com

MUSB RUGGED USB CONNECTOR, SERIES 'A' RECEPTACLE, STACKED, RIGHT ANGLE PCB TAIL, THREAD AND DUST COVER OPTIONS, RoHS COMPLIANT

P-MUSB-C111-XX

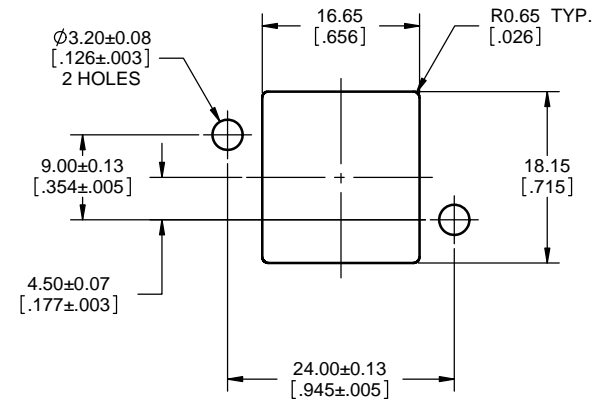
CODE ID NO. 03554 DWG SIZE: C SCALE: 4:1 SHEET 1 OF 2

REVISIONS			
REV	DESCRIPTION, ECN, EAR NO.	DATE	APP'D
D	PRODUCT DRAWING (EAR 13246)	MAR31/08	K.L.
E	REV PER EAR 13902	JUL12/11	K.L.

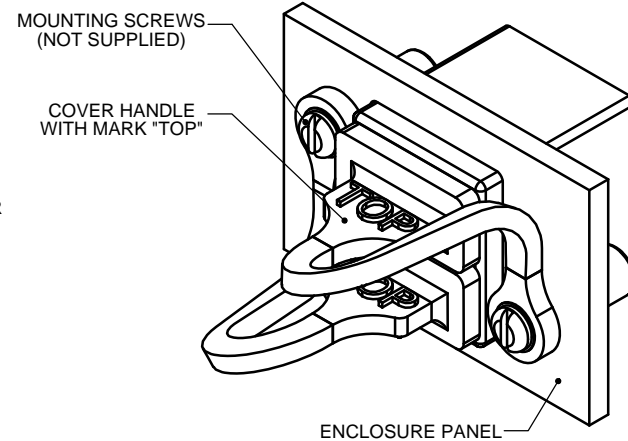
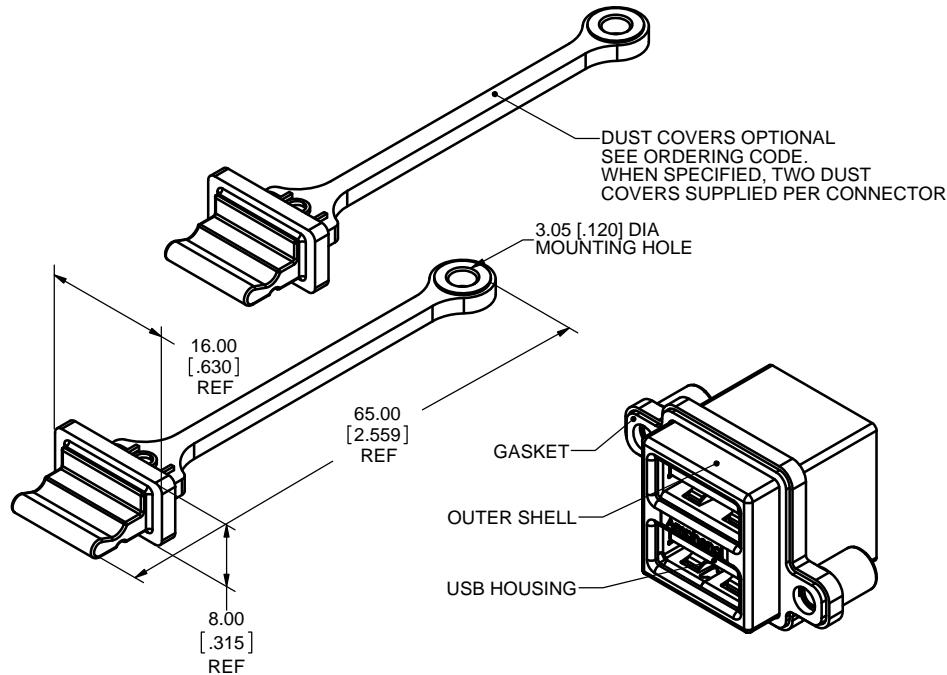


LOCATE HOLES
 $\phi 0.13$ [.005] DIA
 POSITION DIMENSIONS
 ARE BASIC

RECOMMENDED P.C.B. LAYOUT
 COMPONENT SIDE OF BOARD



RECOMMENDED PANEL CUTOUT
 OUTSIDE OF PANEL



DUST COVER APPLICATION VIEW



UNLESS SPECIFIED OTHERWISE	DRAWN	G.L.I.	MAR31/08
PRIMARY UNITS MILLIMETERS	CHECKED	K.LAMBIE	APR02/08
SECONDARY INCHES	M.E. APP'D		
REFERENCE IN PARENTHESES	Q.A. APP'D		
GENERAL TOLERANCES	DWG APPR.	K.LAMBIE	APR02/08
1 DECIMAL PLACE	ENG. REL. NO.		
2 DECIMAL PLACES ± 0.15	REF.		
3 DECIMAL PLACES	THIRD ANGLE PROJECTION		
ANGULAR DEGREES			

Amphenol Canada Corp. www.amphenolcanada.com			
MUSB RUGGED USB CONNECTOR, SERIES 'A' RECEPTACLE, STACKED, RIGHT ANGLE PCB TAIL, THREAD AND DUST COVER OPTIONS, RoHS COMPLIANT			
DWG. NO.	P-MUSB-C111-XX		
CODE ID NO. 03554	DWG. SIZE: C	SCALE: 5:1	SHEET 2 OF 2