

MAGNETIC SENSOR

MP1013 Series

Hall-effect proximity sensor with convenient snap-fit mounting.



Features

- Solid State Reliability
- Excellent output stability over operating temperature range
- Regulated power supply not required
- Meets IEC529 IP67 for dust and water protection
- Open Collector (NPN) output can be used with bipolar switch or CMOS logic circuits with suitable pull up resistor

MP101301 and MP101302 – south pole sensitive unipolar switch

- Output switches low (off) when the magnetic field at the sensor exceeds the operate point threshold.
- Output switches high (on) when the magnetic field is reduced to below the release point threshold
- Interfaces with AS101001 magnet

MP101303 – bipolar latch

- Output latches high(on) in the presence of a south pole.
- Output unlatches (low or off) in the presence of a north pole

Applications:

- Speed sensing
- Door interlock sensing
- Water flow sensing

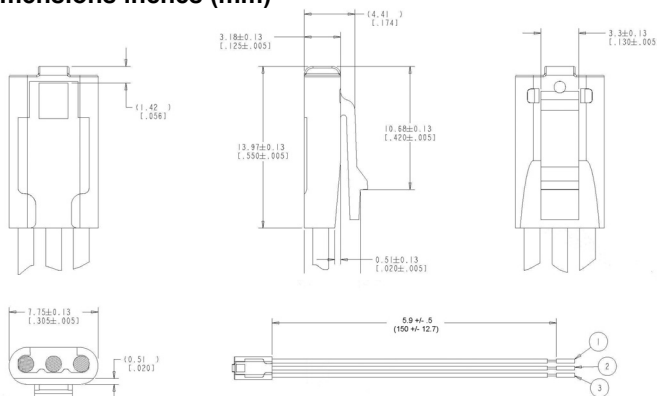
Specifications

Part Number	Operating Voltage Range (VDC)	Supply Current (mA max)	Output	Output Saturation Voltage (mV max)	Output Current (mA max)	Operating Temperature Range (°C)	Storage Temperature Range (°C)	Operate Point Gauss (max)	Release Point Gauss (min)	Leads	Reverse Battery Protection
MP101301	3.8 - 24	7.5	3-wire sink	400	25	-40 to 85	-40 to 85	245	60	24 awg x 150mm	-30VDC
MP101302	3.8 - 24	7.5	3-wire sink	400	25	-40 to 150	-40 to 150	245	60	24 awg x 150mm	-30VDC
MP101303	4.5 - 24	5	3-wire sink	500	20	-40 to 85	-40 to 85	60	-60 (latch)	24 awg x 150mm	None

Notes: These sensors require the use of an external pull-up resistor, the value of which is dependent on the supply voltage
Pull-up resistor should be connected between output (Green) and Vcc (Red).

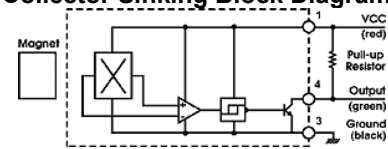
Recommended pull-up resistor values:					
Volts DC	5	9	12	15	24
Ohms	1K	1.8K	2.4K	3K	3K

Dimensions inches (mm)

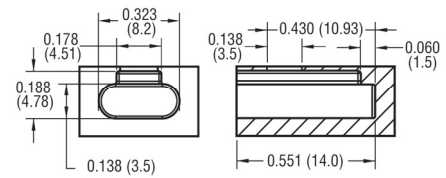


Specifications subject to change without notice.

Open Collector Sinking Block Diagram



Sensor Pocket



Revised 101212

