

MAGNETIC SENSOR

MP1005-1007 Series



Solid state magnetic proximity sensor in adjustable threaded housing. Features

- Excellent output stability over operating temperature range.
- Regulated power supply not needed.
- Reverse battery protection to -24VDC.
- Wire: 20awg, tin plated, Radox 150A, Polyolefin insulation
- Anodized aluminum housing
- South pole activated, works with AS101001 magnet.
- Open Collector (NPN) output can be used with bipolar or cmos logic circuits with suitable pull up resistor.
- Output switches low (off) when the magnetic field at the sensor exceeds the operate point threshold
- Output switches high (on) when the magnetic field is reduced to below the release point threshold

Applications:

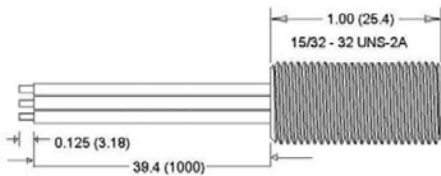
- Limit Switch
- Home security
- Door position

Specifications

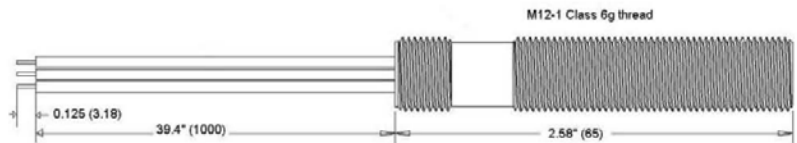
Part Number	Operating Voltage Range (VDC)	Supply Current (mA max)	Output	Output Saturation Voltage (mV max)	Output Current (mA max)	Operating Temp Range (°C)	Storage Temp Range (°C)	Operate Point Gauss (max)	Release Point Gauss (min)	Housing Color	Wires
MP100502	3.8 - 24	7.5	3-wire sink	400	25	-40 - 125	-40 - 125	245	60	Red	20 awg x 1m BBB
MP100701	3.8 - 24	7.5	3-wire sink	400	25	-40 - 150	-40 - 150	245	60	Black	20 awg x 1m BBB

Note: These sensors require the use of an external pull-up resistor, the value of which is dependent upon the supply voltage. Pull-up resistor should be connected between output (Black) and Vcc (Brown).

Dimensions inches (mm)
MP100701

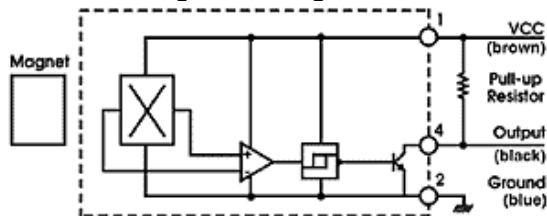


MP1005 (shown with optional leads)



Wire Insulation Material: Polyolefin

Open Collector Sinking Block Diagram



Recommended pull-up resistor values:

Volts DC:	5	9	12	15	24
Ohms:	1K	1.8K	2.4K	3K	3K

Specifications subject to change without notice.

Last Update 072512

