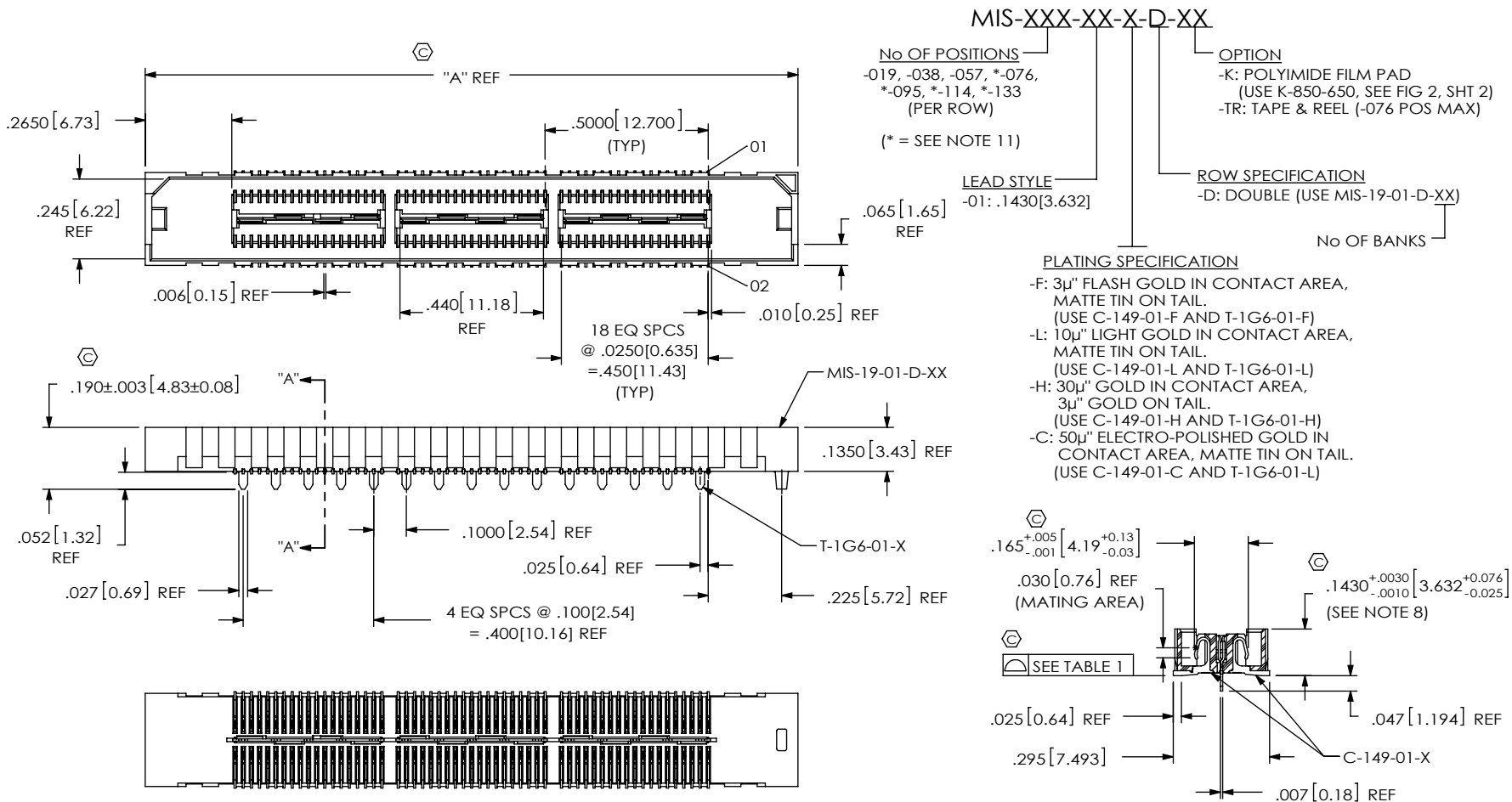


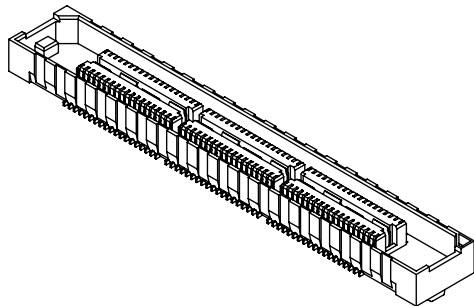
DO NOT  
SCALE FROM  
THIS PRINT

## NOTES:

1. Ⓢ REPRESENTS A CRITICAL DIMENSION.
2. NOTE DELETED.
3. MAXIMUM BURR ALLOWANCE: .0015[.038] MAX.
4. MINIMUM TERMINAL RETENTION: 8 OZ.
5. MINIMUM GROUND PLANE RETENTION: 8 OZ.
6. MAXIMUM ALLOWABLE BOW: .002[.05] INCH/INCH AFTER ASSEMBLY.
7. PARTS TO BE MOLDED TO POSITION.
8. MAX VARIANCE: .002[.05].
9. NOTE DELETED.
10. -L PLATING CAN BE SUBSTITUTED FOR -F PLATING.
11. FOR APPLICATIONS REQUIRING THESE POSITIONS, PLEASE CONTACT SAMTEC INTERCONNECT PROCESSING GROUP.
12. TO BE PACKAGED IN TRAYS.

TABLE 1	
No OF POS	COPLANARITY
-019 THRU -076	.004[0.10]
-095 THRU -133	.006[0.15]

TABLE 2	
No. OF POS	"A"
-019	1.000 [25.40]
-038	1.500 [38.10]
-057	2.000 [50.80]
-076	2.500 [63.50]
-095	3.000 [76.20]
-114	3.500 [88.90]
-133	4.000 [101.60]



UNLESS OTHERWISE SPECIFIED,  
DIMENSIONS ARE IN INCHES.  
TOLERANCES ARE:  
DECIMALS ANGLES  
.XX: ±.01 [.3] ± 2°  
.XXX: ±.005 [.13]  
.XXXX: ±.0020 [.051]

## PROPRIETARY NOTE

THIS DOCUMENT CONTAINS INFORMATION  
CONFIDENTIAL AND PROPRIETARY TO  
SAMTEC, INC. AND SHALL NOT BE REPRODUCED  
OR TRANSFERRED TO OTHER DOCUMENTS OR  
DISCLOSED TO OTHERS OR USED FOR ANY  
PURPOSE OTHER THAN THAT WHICH IT WAS  
OBTAINED WITHOUT THE EXPRESSED WRITTEN  
CONSENT OF SAMTEC, INC.

**MATERIAL:** DO NOT SCALE DRAWING SHEET SCALE: 2:1  
INSULATOR: LCP, UL 94 V-0; COLOR: BLACK  
CONTACT & GROUND PLANE: PHOS BRONZE

**samtec**

520 PARK EAST BLVD, NEW ALBANY, IN 47150  
PHONE: 812-944-6733 FAX: 812-948-5047  
e-Mail: info@SAMTEC.com code: 55322

**DESCRIPTION:**  
.635mm DOUBLE ROW HS SOCKET ASSEMBLY

**DWG. NO.**  
MIS-XXX-XX-X-D-XX

**BY:** DEAN P 7/7/1999 **SHEET 1 OF 2**

FIG 2  
-K: POLYIMIDE FILM PAD  
(USE K-850-650)

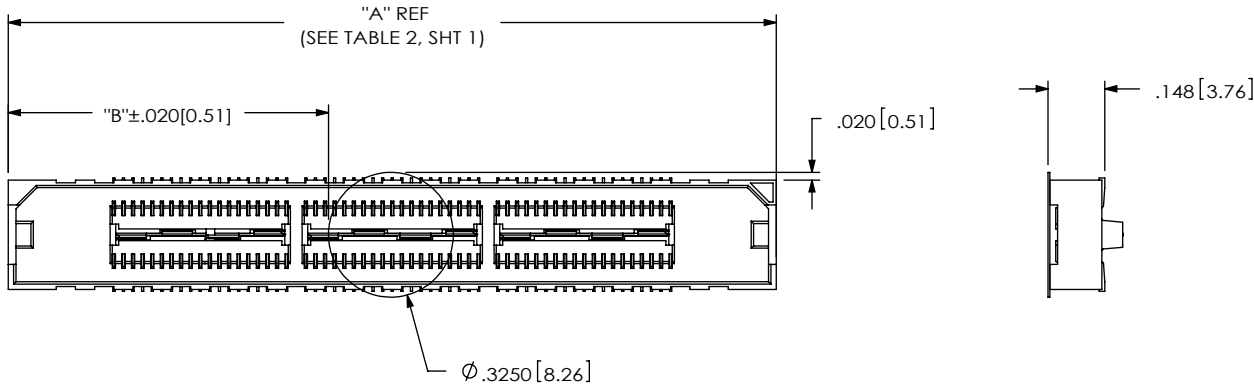
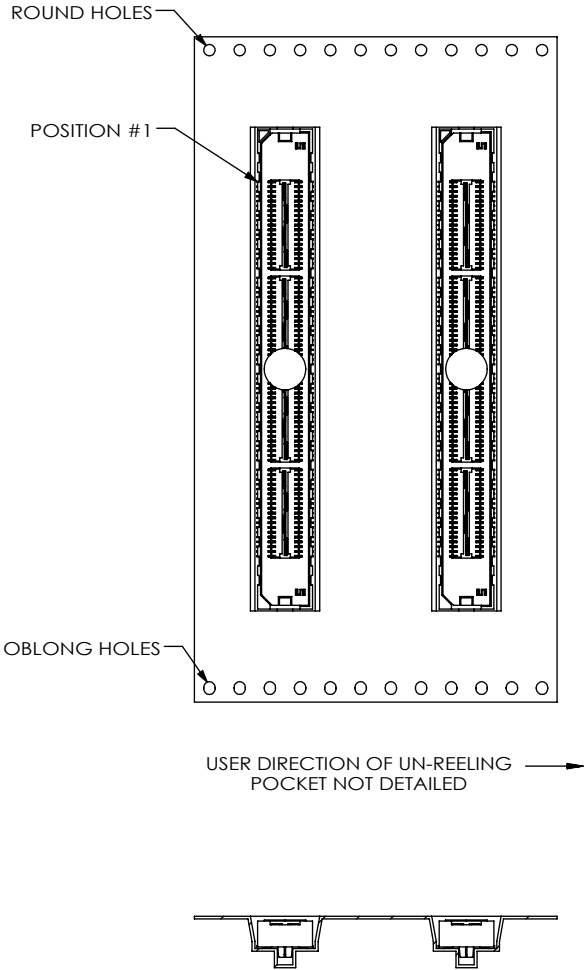


TABLE 3	
No. OF POS	"B"
-019	.338 [8.57]
-038	.588 [14.92]
-057	.838 [21.27]
-076	1.088 [27.62]
-095	1.338 [33.97]
-114	1.588 [40.32]
-133	1.838 [46.67]

CRITICAL DIMENSION INSPECTION INSTRUCTION TABLE	
ASSEMBLY OPERATION	IN PROCESS INSPECTION
FILL C-149-01-X	C1, C2, C3, C4, C5
ADD -K OPTION	C6, C7

FIG 3  
-TR: TAPE & REEL OPTION  
(MIS-057-01-X-D-K-TR SHOWN)  
(DIFFERENT AS SHOWN, OTHERWISE SAME AS FIG 1)  
(-076 POS MAX)



**PROPRIETARY NOTE**  
THIS DOCUMENT CONTAINS INFORMATION  
CONFIDENTIAL AND PROPRIETARY TO  
SAMTEC, INC. AND SHALL NOT BE REPRODUCED  
OR TRANSFERRED TO OTHER DOCUMENTS OR  
DISCLOSED TO OTHERS OR USED FOR ANY  
PURPOSE OTHER THAN THAT WHICH IT WAS  
OBTAINED WITHOUT THE EXPRESSED WRITTEN  
CONSENT OF SAMTEC, INC.

DO NOT SCALE DRAWING

SHEET SCALE: 2:1

**samtec**

520 PARK EAST BLVD, NEW ALBANY, IN 47150  
PHONE: 812-944-6733 FAX: 812-948-5047  
e-Mail: info@SAMTEC.com code: 55322

DESCRIPTION:  
.635mm DOUBLE ROW HS SOCKET ASSEMBLY

DWG. NO.  
**MIS-XXX-XX-X-D-XX**

BY: DEAN P 7/7/1999 SHEET 2 OF 2