

LSHM-1XX-XX.X-XX-DV-A-X-X-TR

No OF POSITIONS
20,30,40,50

LEAD STYLE
-02.5
-03.0
-04.0
-06.0
-L2.5: LUBRICATED
-L3.0: LUBRICATED
-L4.0: LUBRICATED
-L6.0: LUBRICATED

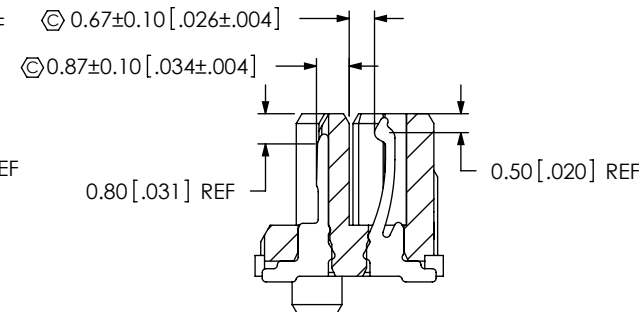
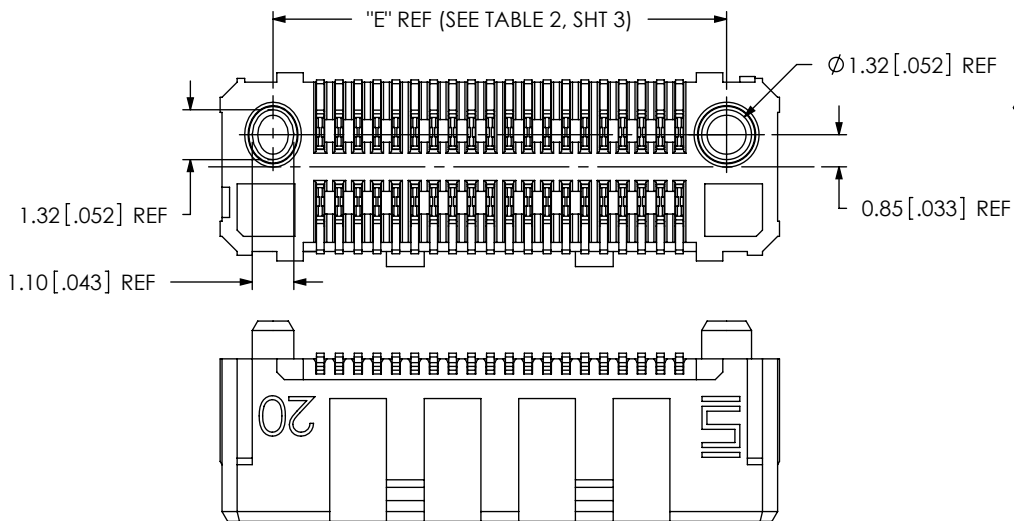
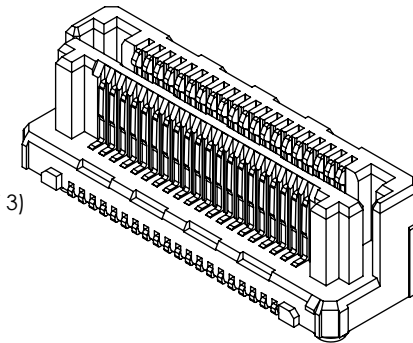
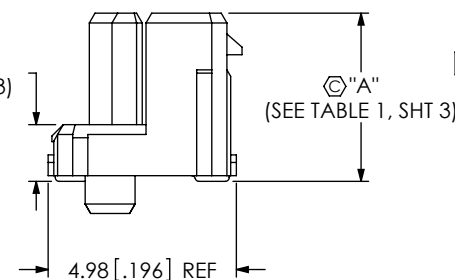
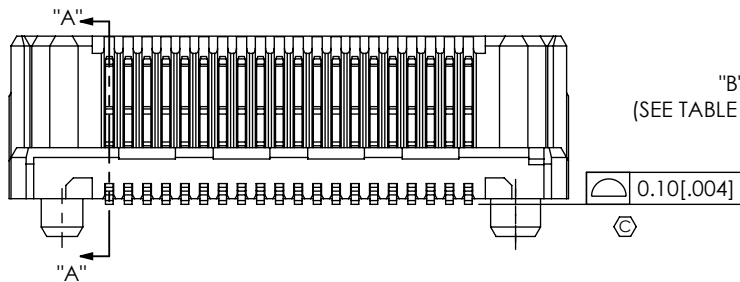
PACKAGING (SEE NOTE 6)
-TR: TAPE & REEL

OPTION
-K: POLYIMIDE FILM
(USE K-500-300, SEE FIG. 3, SHT 3)

SHIELD
S: WITH SHIELD
N: NO SHIELD

TAIL OPTION
DV: VERTICAL

PLATING SPECIFICATION
-L: 10u"(0.25u"m) GOLD (MATTE TIN TAILS)
-F: GOLD FLASH (MATTE TIN TAILS)



SECTION "A"-"A"
SCALE 5:1

TABLE 4 REF STACK HEIGHT				
LSHM LEAD STYLE	-02.5	-03.0	-04.0	-06.0
-02.5	5.0MM			
-03.0	5.5MM	6.0MM		
-04.0	6.5MM	7.0MM	8.0MM	
-06.0	8.5MM	9.0MM	10.0MM	12.0MM

NOTES:

1. \odot REPRESENTS A CRITICAL DIMENSION.
2. BURR ALLOWANCE: .038 [.0015].
3. MINIMUM PUSHOUT FORCE; TERMINALS: 2.22 N [.5 LBS], CONTACTS: 2.22 N [.5 LBS].
4. WHEN MATING WITH ANOTHER LSHM-DV, PIN 01 WILL MATE WITH CONTACT 02 ON MATING CONNECTOR. WHEN MATING WITH A LSHM-DH, PIN 01 WILL MATE WITH PIN N, WHERE N=TOTAL NUMBER OF POSITIONS.
5. MEASURE FROM TOP OF VERTICAL WALL.
6. FOR QUANTITIES UP TO 49 PCS., NO LEADER, TRAILER OR REEL WILL BE SUPPLIED. FOR QUANTITIES OF 50-124 PCS., NO LEADER OR TRAILER WILL BE SUPPLIED.

FIG 1

(LSHM-1XX-XX.X-DV-A-N-X-TR SHOWN)

F:\DWG\MISC\Mktg\LSHM-1XX-XX.X-XX-DV-A-X-X-TR-MKT.SLDDRW

UNLESS OTHERWISE SPECIFIED,
DIMENSIONS ARE IN
MILLIMETERS [INCHES].
TOLERANCES ARE:
DECIMALS ANGLES
X.X: ±0.3 [.01]
X.XX: ±0.13 [.005]
X.XXX: ±0.051 [.0020]

PROPRIETARY NOTE

THIS DOCUMENT CONTAINS INFORMATION
CONFIDENTIAL AND PROPRIETARY TO
SAMTEC, INC. AND SHALL NOT BE REPRODUCED
OR TRANSFERRED TO OTHER DOCUMENTS OR
DISCLOSED TO OTHERS OR USED FOR ANY
PURPOSE OTHER THAN THAT WHICH IT WAS
OBTAINED WITHOUT THE EXPRESSED WRITTEN
CONSENT OF SAMTEC, INC.

MATERIAL: DO NOT SCALE DRAWING
INSULATOR: VECTRA E130i
CONTACT OR TERMINAL: PHOS BRONZE
SHIELD: SUS304

SHEET SCALE: 2:1

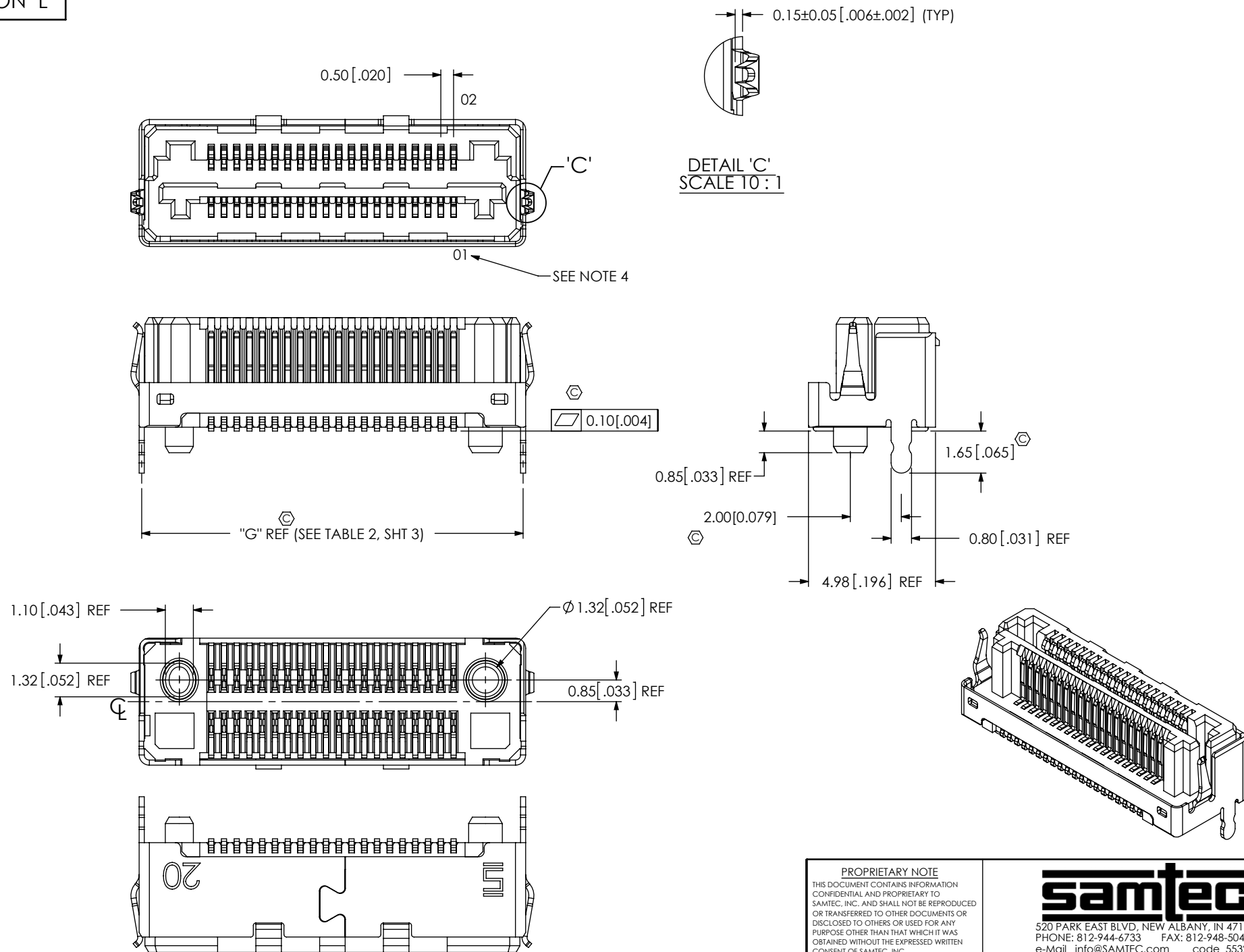
samtec

520 PARK EAST BLVD, NEW ALBANY, IN 47150
PHONE: 812-944-6733 FAX: 812-948-5047
e-Mail: info@SAMTEC.com code 55322

DESCRIPTION:
0.50mm TERMINAL/SOCKET COMBO

DWG. NO.
LSHM-1XX-XX.X-XX-DV-A-X-X-TR

BY: AGEN H 10/30/2008 SHEET 1 OF 3



PROPRIETARY NOTE

THIS DOCUMENT CONTAINS INFORMATION
CONFIDENTIAL AND PROPRIETARY TO
SAMTEC, INC. AND SHALL NOT BE REPRODUCED
OR TRANSFERRED TO OTHER DOCUMENTS OR
DISCLOSED TO OTHERS OR USED FOR ANY
PURPOSE OTHER THAN THAT WHICH IT WAS
OBTAINED WITHOUT THE EXPRESSED WRITTEN
CONSENT OF SAMTEC, INC.

DO NOT SCALE DRAWING
SHEET SCALE: 1:0.2

samtec

520 PARK EAST BLVD, NEW ALBANY, IN 47150
PHONE: 812-944-6733 FAX: 812-948-5047
e-Mail: info@SAMTEC.com code 55322

DESCRIPTION:

0.50mm TERMINAL/SOCKET COMBO

DWG. NO.

LSHM-1XX-XX.X-XX-DV-A-X-X-TR

BY: AGEN H 10/30/2008 SHEET 2 OF 3

TABLE 1

STYLE	"A"	"B"	"J"
-02.5	3.95 [0.156]	1.00 [0.039]	4.10 [0.161]
-03.0	4.45 [0.175]	1.50 [0.059]	4.60 [0.181]
-04.0	5.45 [0.215]	2.50 [0.098]	5.60 [0.220]
-06.0	7.45 [0.293]	4.50 [0.177]	7.60 [0.299]

TABLE 2

No OF POS	"C"	"D"	"E"	"F"	"G"	"H"
-20	11.90 [0.469]	14.70 [0.579]	12.00 [0.472]	15.15 [0.596]	14.95 [0.589]	5.60 [0.220]
-30	16.90 [0.665]	19.70 [0.776]	17.00 [0.669]	20.15 [0.793]	19.95 [0.785]	8.10 [0.319]
-40	21.90 [0.862]	24.70 [0.972]	22.00 [0.866]	25.15 [0.990]	24.95 [0.982]	10.60 [0.417]
-50	26.90 [1.059]	29.70 [1.169]	27.00 [1.063]	30.15 [1.187]	29.95 [1.179]	13.10 [0.516]

TABLE 3

LEAD STYLE	PLATING	SHIELD	BODY	CONTACT	SHIELD
-02.5	-L	N	LSHM-XX-02.5-DV-A	C-261-01-L	N/A
	-F			C-261-01-F	
-03.0	-L	N	LSHM-XX-03.0-DV-A	C-185-01-LM	N/A
	-F			C-185-01-FM	
-04.0	-L	N	LSHM-XX-04.0-DV-A	C-185-03-LM	N/A
	-F			C-185-03-FM	
-06.0	-L	N	LSHM-XX-06.0-DV-A	C-185-02-LM	N/A
	-F			C-185-02-FM	
-02.5	-L	S	LSHM-XX-02.5-DV-A	C-261-01-L	SH26-XX-02.5-DV-N
	-F			C-261-01-F	
-03.0	-L	S	LSHM-XX-03.0-DV-A	C-185-01-LM	SH26-XX-03.0-DV-N
	-F			C-185-01-FM	
-04.0	-L	S	LSHM-XX-04.0-DV-A	C-185-03-LM	SH26-XX-04.0-DV-N
	-F			C-185-03-FM	
-06.0	-L	S	LSHM-XX-06.0-DV-A	C-185-02-LM	SH26-XX-06.0-DV-N
	-F			C-185-02-FM	
-L2.5	-L	N	LSHM-XX-02.5-DV-A	C-261-L1-L	N/A
	-F			C-261-L1-F	
-L3.0	-L	N	LSHM-XX-03.0-DV-A	C-185-L1-LM	N/A
	-F			C-185-L1-FM	
-L4.0	-L	N	LSHM-XX-04.0-DV-A	C-185-L3-LM	N/A
	-F			C-185-L3-FM	
-L6.0	-L	N	LSHM-XX-06.0-DV-A	C-185-L2-LM	N/A
	-F			C-185-L2-FM	
-L2.5	-L	S	LSHM-XX-02.5-DV-A	C-261-L1-L	SH26-XX-02.5-DV-N
	-F			C-261-L1-F	
-L3.0	-L	S	LSHM-XX-03.0-DV-A	C-185-L1-LM	SH26-XX-03.0-DV-N
	-F			C-185-L1-FM	
-L4.0	-L	S	LSHM-XX-04.0-DV-A	C-185-L3-LM	SH26-XX-04.0-DV-N
	-F			C-185-L3-FM	
-L6.0	-L	S	LSHM-XX-06.0-DV-A	C-185-L2-LM	SH26-XX-06.0-DV-N
	-F			C-185-L2-FM	

F:\DWG\MISC\Mktg\LSHM-1XX-XX.X-DV-A-X-X-TR-MKT.SLDDRW

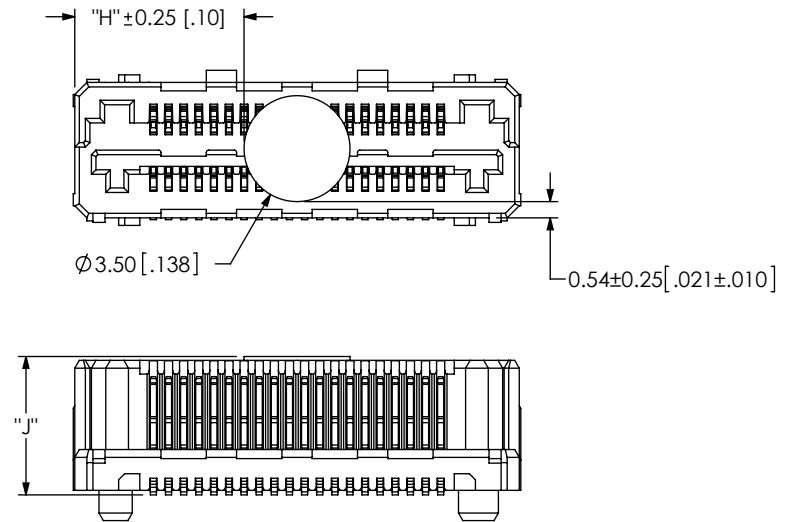


FIG 3
-K OPTION
(LSHM-120-XX.X-DV-A-N-K SHOWN)

PROPRIETARY NOTE

THIS DOCUMENT CONTAINS INFORMATION
CONFIDENTIAL AND PROPRIETARY TO
SAMTEC, INC. AND SHALL NOT BE REPRODUCED
OR TRANSFERRED TO OTHER DOCUMENTS OR
DISCLOSED TO OTHERS OR USED FOR ANY
PURPOSE OTHER THAN THAT WHICH IT WAS
OBTAINED WITHOUT THE EXPRESSED WRITTEN
CONSENT OF SAMTEC, INC.

DO NOT SCALE DRAWING
SHEET SCALE: 5:1

samtec

520 PARK EAST BLVD, NEW ALBANY, IN 47150
PHONE: 812-944-6733 FAX: 812-948-5047
e-Mail: info@SAMTEC.com code 55322

DESCRIPTION:
0.50mm TERMINAL/SOCKET COMBO

DWG. NO.
LSHM-1XX-XX.X-XX-DV-A-X-X-TR

BY: AGEN H 10/30/2008 SHEET 3 OF 3