

UNLESS OTHERWISE SPECIFIED.
DIMENSIONS ARE IN INCHES.
TOLERANCES ARE:

DECIMALS	ANGLES
.XX: $\pm .01$ [.3]	2°
.XXX: $\pm .005$ [.13]	
.XXXX: $\pm .0020$ [.0511]	

PROPRIETARY NOTE
DOCUMENT CONTAINS INFORMATION
CONFIDENTIAL AND PROPRIETARY TO
SAMTEC, INC. AND SHALL NOT BE REPRODUCED
OR TRANSFERRED TO OTHER DOCUMENTS OR
CLOSED TO OTHERS OR USED FOR ANY
PURPOSE OTHER THAN THAT WHICH IT WAS
OBTAINED WITHOUT THE EXPRESSED WRITTEN
CONSENT OF SAMTEC, INC.

MATERIAL: DO NOT SCALE DRAWING
INSULATOR: LCP, COLOR: BLACK
CONTACT: BeCu

SHEET SCALE: 3.5:1

DESCRIPTION:	
--------------	--

5mm DOUBLE ROW SOCKET ASSEMBLY

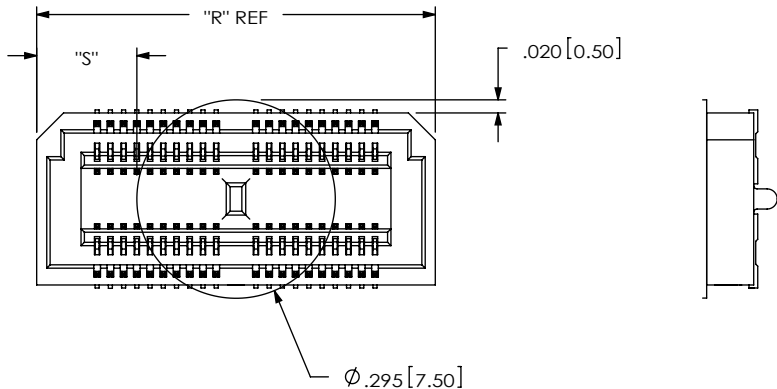
DWG. NO.

DWG. NO. LSH-XXX-01-X-D-A-XX

BY: ERIC M 7/1/99

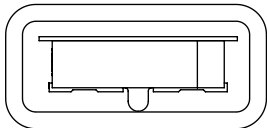
SHEET 1 OF 2

FIG 2
-K: POLYAMIDE FILM PAD
[USE K-850-650]



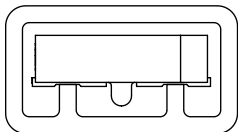
NOTE: "R" = ((No OF POSITIONS + 2) x .01969[.5000]) + .160[4.06]
"S" = (("R" - .295[7.50]) / 2) ±.020[.51]

-K OPTION PACKAGING VIEW

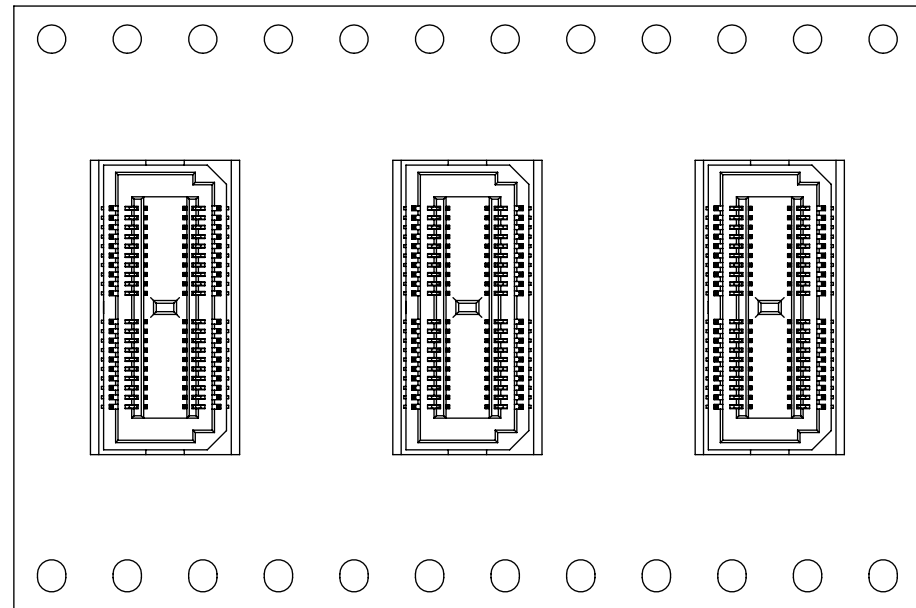


TUBE: PT-1-24-02-23
PLUG: TP-12

(PARTS TO HAVE POSITIONS #1 LOADED
IN SAME DIRECTION AS ARROW ON TUBE)
(SEE NOTE 4)



TUBE: PT-1-24-01-97
PLUG: TP-12



USER DIRECTION OF REELING →
POCKET NOT DETAILED

F:\DWG\MISC\MKTG\LSH-XXX-01-X-D-A-XX-MKT.SLDDRW

PROPRIETARY NOTE

THIS DOCUMENT CONTAINS INFORMATION
CONFIDENTIAL AND PROPRIETARY TO
SAMTEC, INC. AND SHALL NOT BE REPRODUCED
OR TRANSFERRED TO OTHER DOCUMENTS OR
DISCLOSED TO OTHERS OR USED FOR ANY
PURPOSE OTHER THAN THAT WHICH IT WAS
OBTAINED WITHOUT THE EXPRESSED WRITTEN
CONSENT OF SAMTEC, INC.

DO NOT SCALE DRAWING

SHEET SCALE: 3.5:1

samtec

520 PARK EAST BLVD, NEW ALBANY, IN 47150
PHONE: 812-944-6733 FAX: 812-948-5047
e-Mail: info@SAMTEC.com code: 55322

DESCRIPTION:
.5mm DOUBLE ROW SOCKET ASSEMBLY

DWG. NO.
LSH-XXX-01-X-D-A-XX

BY: ERIC M 7/1/99 SHEET 2 OF 2