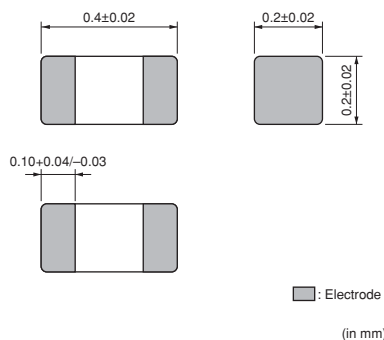


# EMIFIL® (Inductor type) chip Ferrite Bead

## BLM02A Series (01005 Size)

### ■ Dimensions



### ■ Equivalent Circuit



(Resistance element becomes dominant at high frequencies.)

### ■ Packaging

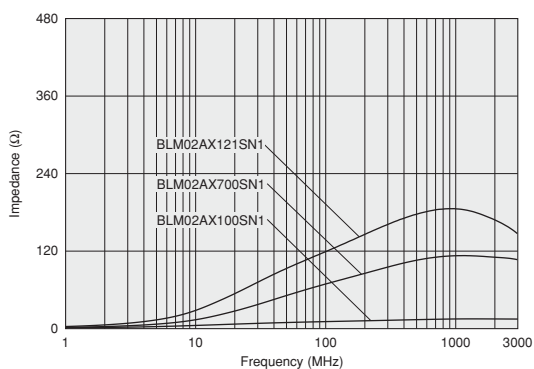
Code	Packaging	Minimum Quantity
D	180mm Paper Tape	20000
B	Bulk(Bag)	1000

### ■ Rated Value (□: packaging code)

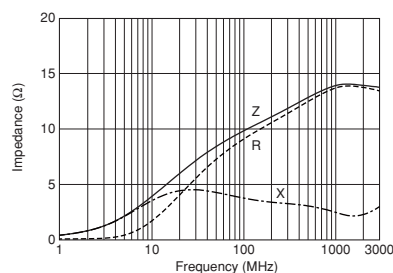
Part Number	Impedance (at 100MHz/20°C)	Impedance (at 1GHz/20°C)	Rated Current	DC Resistance	Operating Temperature Range
BLM02AX100SN1□	10ohm ±5 ohm	-	750mA	0.07ohm max.	-55 to +125°C
BLM02AX700SN1□	70ohm ±25%	-	300mA	0.4ohm max.	-55 to +125°C
BLM02AX121SN1□	120ohm ±25%	-	250mA	0.5ohm max.	-55 to +125°C

Number of Circuits: 1

### ■ Impedance-Frequency Characteristics (Main Items)



### ■ Impedance-Frequency Characteristics BLM02AX100SN1



Continued on the following page.

● This data sheet is applied for CHIP FERRITE BEAD used for General Electronics equipment for your design.

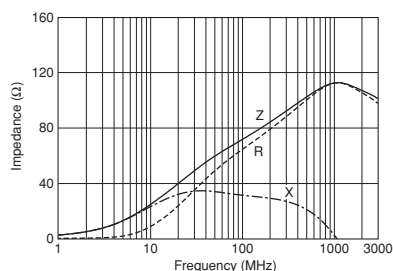
### ⚠ Note:

1. This datasheet is downloaded from the website of Murata Manufacturing co., ltd. Therefore, it's specifications are subject to change or our products in it may be discontinued without advance notice. Please check with our sales representatives or product engineers before ordering.
2. This datasheet has only typical specifications because there is no space for detailed specifications. Therefore, please approve our product specifications or transact the approval sheet for product specifications before ordering.

Continued from the preceding page.

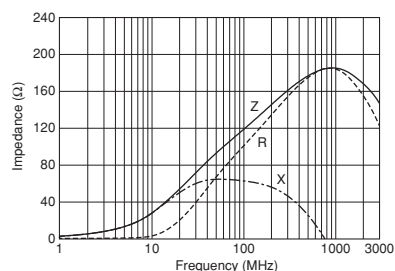
### Impedance-Frequency Characteristics

BLM02AX700SN1



### Impedance-Frequency Characteristics

BLM02AX121SN1



### Caution/Notice

#### Caution (Rating)

Do not use products beyond the rated current as this may create excessive heat and deteriorate the insulation resistance.

#### Notice

Solderability of Tin plating termination chip might be deteriorated when low temperature soldering profile where peak solder temperature is below the Tin melting point is used. Please confirm the solderability of Tin plating termination chip before use.

● This data sheet is applied for CHIP FERRITE BEAD used for General Electronics equipment for your design.

#### Note:

1. This datasheet is downloaded from the website of Murata Manufacturing co., Ltd. Therefore, it's specifications are subject to change or our products in it may be discontinued without advance notice. Please check with our sales representatives or product engineers before ordering.
2. This datasheet has only typical specifications because there is no space for detailed specifications. Therefore, please approve our product specifications or transact the approval sheet for product specifications before ordering.