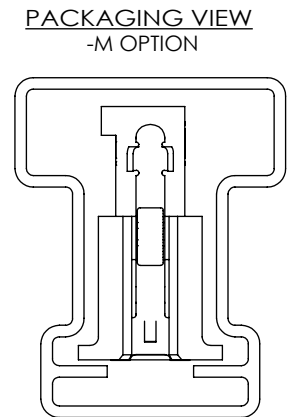
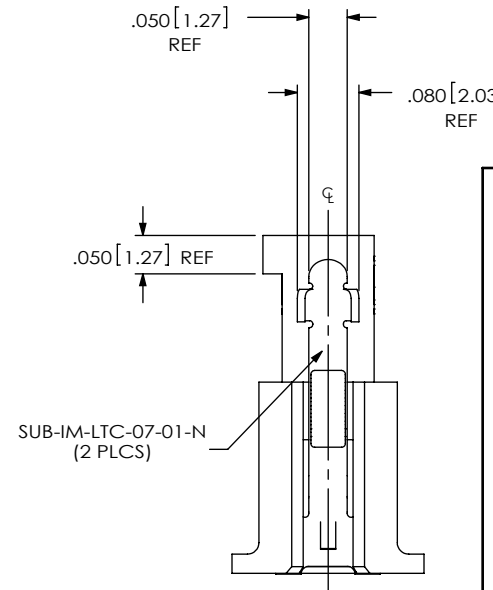
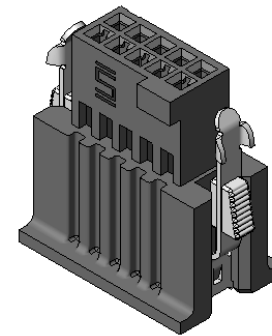
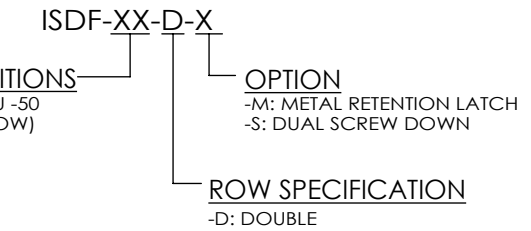


FIG 1  
ISDF-05-D-M SHOWN



TUBE: PT-1-24-02-44  
PLUG: TP-03

1.  REPRESENTS A CRITICAL DIMENSION.
2. LATCH RETENTION FORCE: .5 LB [2.22N].
3. PARTS TO BE PACKAGED IN TUBES.

**PROPRIETARY NOTE**  
THIS DOCUMENT CONTAINS INFORMATION  
CONFIDENTIAL AND PROPRIETARY TO  
SAMTEC, INC. AND SHALL NOT BE REPRODUCED  
OR TRANSFERRED TO OTHER DOCUMENTS OR  
DISCLOSED TO OTHERS OR USED FOR ANY  
PURPOSE OTHER THAN THAT WHICH IT WAS  
OBTAINED WITHOUT THE EXPRESSED WRITTEN  
CONSENT OF SAMTEC, INC.

SHEET SCALE: 2:1

THIS DOCUMENT CONTAINS INFORMATION  
CONFIDENTIAL AND PROPRIETARY TO  
SAMTEC, INC. AND SHALL NOT BE REPRODUCED  
OR TRANSFERRED TO OTHER DOCUMENTS OR  
DISCLOSED TO OTHERS OR USED FOR ANY  
PURPOSE OTHER THAN THAT WHICH IT WAS  
OBTAINED WITHOUT THE EXPRESSED WRITTEN  
CONSENT OF SAMTEC, INC.

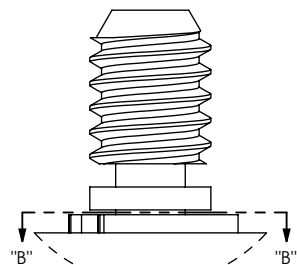
**samtec**

DESCRIPTION:

.050[1.27] DISCRETE WIRE INSULATOR & LATCH ASM

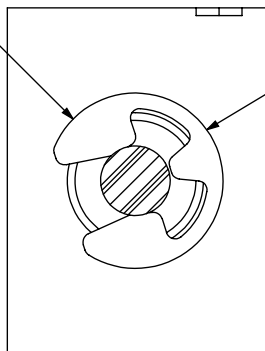
ISDF-XX-D-X

SHEET 1 OF 2



DETAIL 'A'  
SCALE 8:1

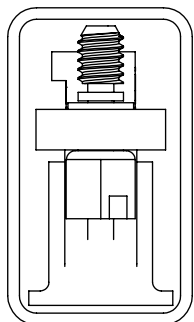
R.057[1.45] REF



ACCRT-01

SECTION "B"-"B"  
SCALE 8:1

PACKAGING VIEW  
-S OPTION



TUBE: PT-1-24-08-15  
PLUG: TP-03

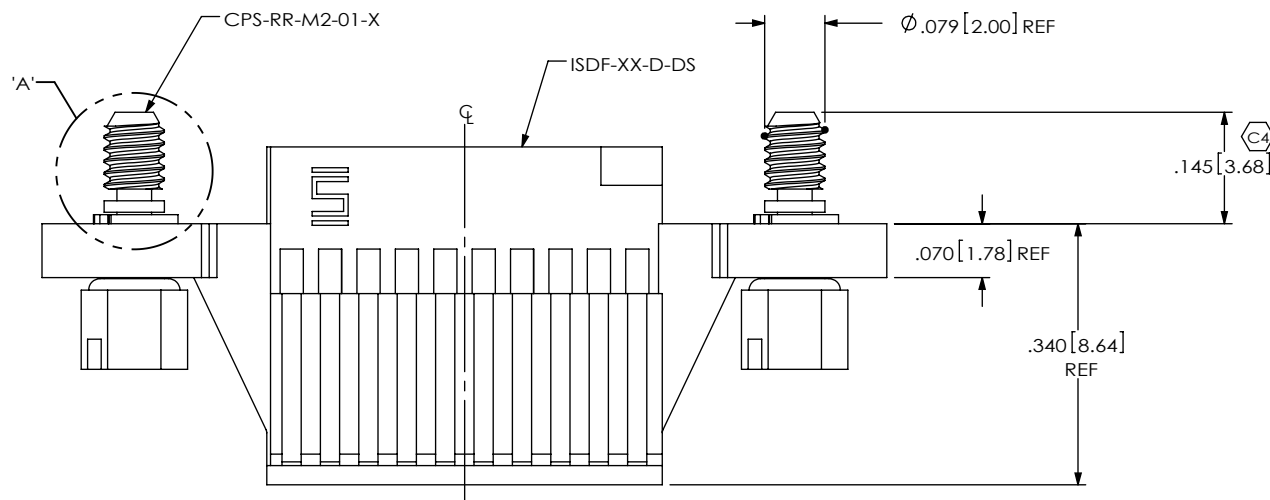
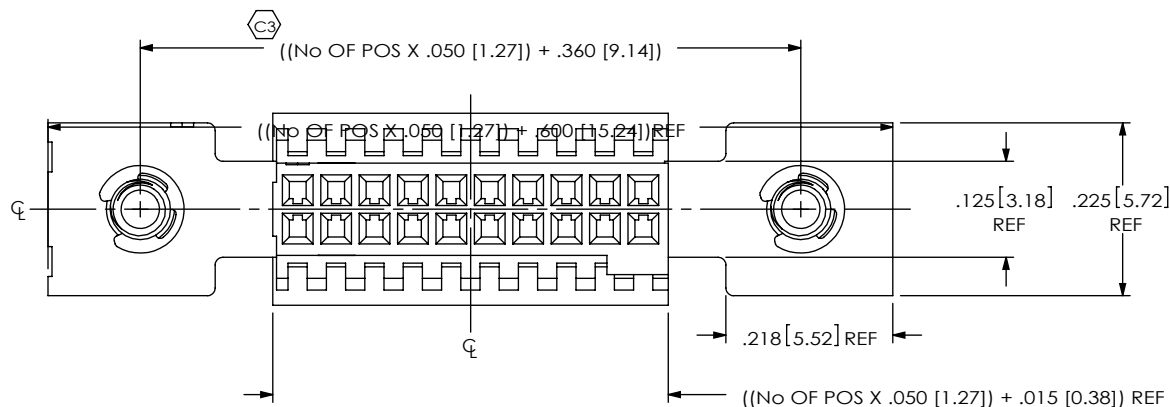


FIG 2  
-S: DUAL SCREW DOWN OPTION  
ISDF-10-D-S SHOWN  
(DIFFERENT AS SHOWN, OTHERWISE SAME AS FIG 1)

PROPRIETARY NOTE

THIS DOCUMENT CONTAINS INFORMATION  
CONFIDENTIAL AND PROPRIETARY TO  
SAMTEC, INC. AND SHALL NOT BE REPRODUCED  
OR TRANSFERRED TO OTHER DOCUMENTS OR  
DISCLOSED TO OTHERS OR USED FOR ANY  
PURPOSE OTHER THAN THAT WHICH IT WAS  
OBTAINED WITHOUT THE EXPRESSED WRITTEN  
CONSENT OF SAMTEC, INC.

DO NOT SCALE DRAWING

SHEET SCALE: 4:1

**samtec**

520 PARK EAST BLVD, NEW ALBANY, IN 47150  
PHONE: 812-944-6733 FAX: 812-948-5047  
e-Mail: info@SAMTEC.com code 55322

DESCRIPTION:  
".050[1.27] DISCRETE WIRE INSULATOR & LATCH ASM

DWG. NO.

ISDF-XX-D-X

BY: BRATCHER 11/16/2006 SHEET 2 OF 2