

GRM31CR70J106KA01#

" # " indicates a package specification code.

Available



Flow OK

Reflow OK

Complies with RoHS

< List of part numbers with package codes >
GRM31CR70J106KA01L , GRM31CR70J106KA01K

Shape



| | |
|---------------------------------------|--------------|
| L size | 3.2 ± 0.2mm |
| W size | 1.6 ± 0.2mm |
| T size | 1.6 ± 0.2mm |
| External terminal width e | 0.3 to 0.8mm |
| Distance between external terminals g | 1.5mm min. |
| Size code in inch(mm) | 1206 (3216) |

References

| Packaging | Specifications | Minimum quantity |
|-----------|-----------------------|------------------|
| L | 180mm Embossed taping | 2000 |
| K | 330mm Embossed taping | 6000 |

| Mass (typ.) | |
|-------------|------|
| 1 piece | 52mg |
| 180mm Reel | 144g |

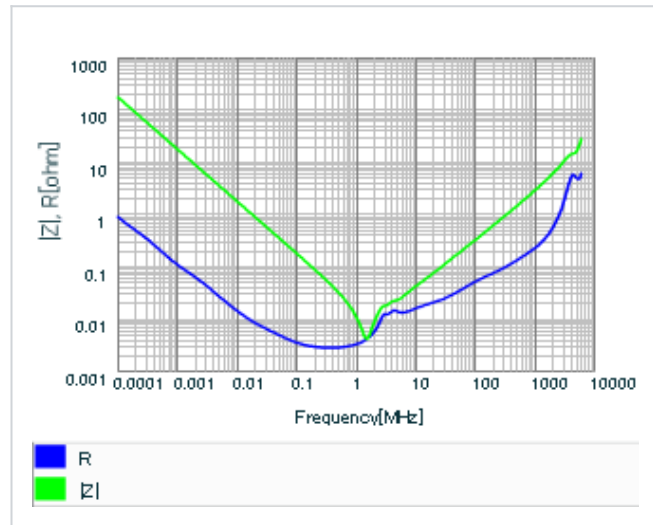
Specifications

| | |
|--|------------|
| Capacitance | 10μF ± 10% |
| Rated voltage | 6.3Vdc |
| Temperature characteristics (complied standard) | X7R(EIA) |
| Capacitance change rate | ± 15.0% |
| Temperature range of temperature characteristics | -55 to 125 |
| Operating temperature range | -55 to 125 |

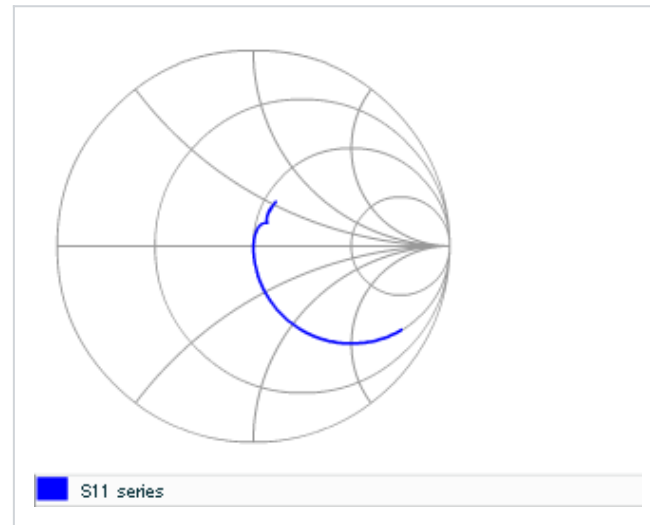
⚠ Attention

- 1.This datasheet is downloaded from the website of Murata Manufacturing Co., Ltd. Therefore, it ' s specifications are subject to change or our products in it may be discontinued without advance notice. Please check with our sales representatives or product engineers before ordering.
- 2.This datasheet has only typical specifications because there is no space for detailed specifications.
- Therefore, please review our product specifications or consult the approval sheet for product specifications before ordering.

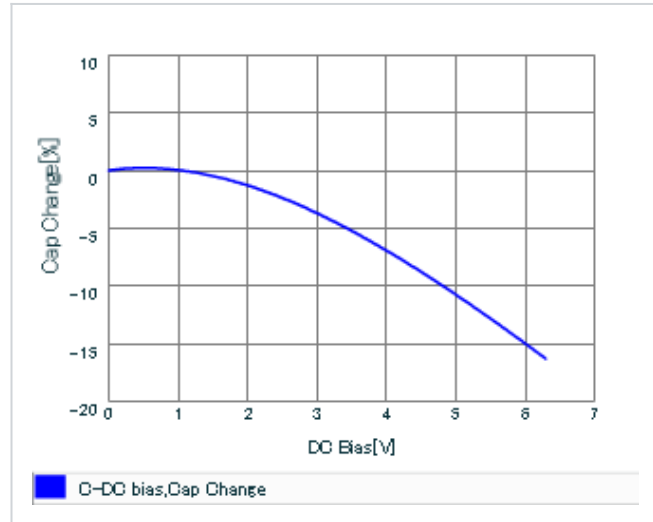
▪ Frequency characteristics (ESR, Impedance)



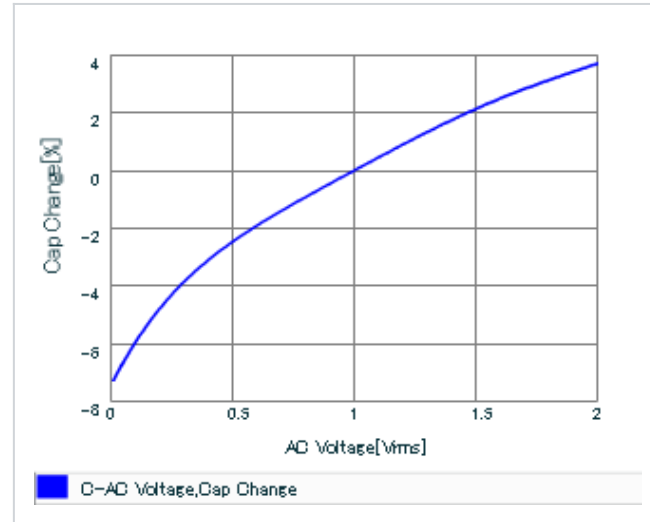
▪ S parameter (Smith chart S11)



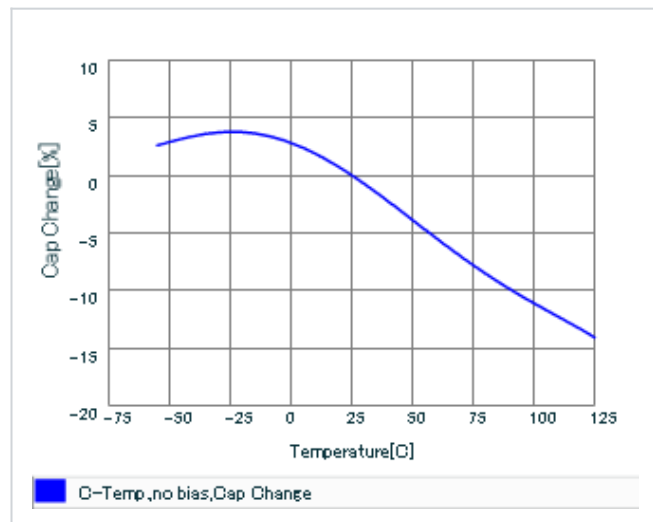
▪ DC bias characteristics



▪ AC voltage characteristics



▪ Capacitance - temperature characteristics



▪ Calorific property by ripple current

