




Demonstration kit for the CR95HF 13.56 MHz transceiver IC

Data brief

Features

- Ready to use printed circuit board
 - CR95HF cut 1.2 multiprotocol transceiver IC
 - STM32F103CB 32-bit microcontroller
 - 47 x 34 mm 13.56 MHz inductive etched antenna and tuning components
 - USB-B connector for communication with host PC and demonstration board powering
 - USB connect/disconnect jumper (must be left in default state)
 - LED indicating the presence of an RFID or NFC tag
 - Microcontroller reset button
 - JTAG connector for microcontroller firmware upgrade and debug
- USB cable
- Demonstration tags
 - ISO15693 tag: LRI2K mounted on a 45 x 75 mm antenna
 - ISO 15693 dual interface EEPROM memory: M24LR64-R mounted on a 15 x 15 mm double side etched antenna
- Associated Firmware and PC software
 - On-board demonstration firmware to communicate with the host PC through the USB bus.
 - The CR95HF development software enable discovery and use of all the functionalities of the CR95HF transceiver.
 - The M24LRXX application software is dedicated to the Dual interface EEPROM and ISO/IEC 15693 contactless tag.



Description

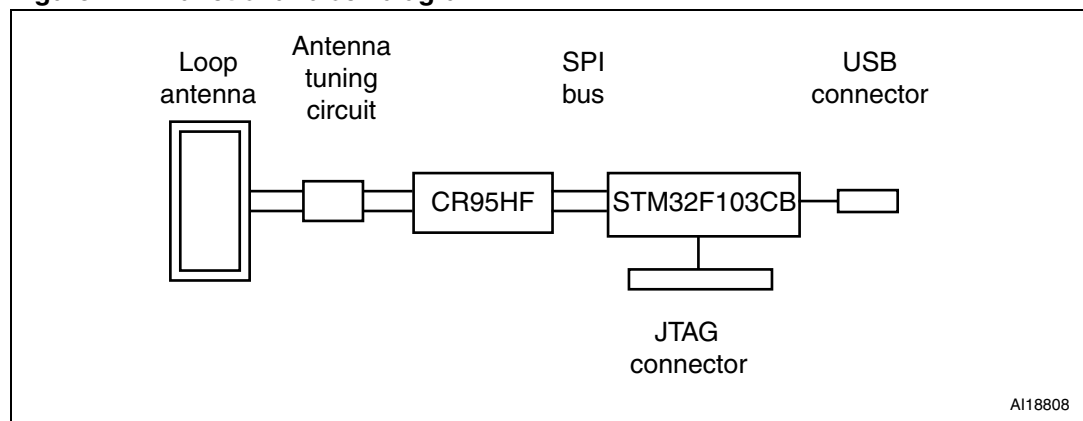
The DEMO-CR95HF-A is a demonstration kit which allows to evaluate the performances of ST CR95HF 13.56 MHz multiprotocol contactless transceiver. It includes a ready-to-use board to interface with the CR95HF host PC demonstration software through an USB interface.

The DEMO-CR95HF-A is powered through the USB bus and no external power supply is required. It includes a CR95HF contactless transceiver, a 47 x 34 mm 13.56 MHz inductive etched antenna and its associated tuning components.

By default, the CR95HF communicates with the STM32F103CB 32-bit MCU via the SPI bus. The interface can then be changed to UART.

At the end of the initialization, the DEMO-CR95HF-A launches a tag tracking operation. When an RFID or NFC tag is identified, the LED is turned on.

Figure 1. Functional block diagram



The DEMO-CR95HF-A is delivered with the following firmware and software which can be downloaded from <http://www.st.com>:

- STM32 DEMO-CR95HF-A-application-firmware: on-board demonstration firmware allowing the CR95HF and the host PC to communicate through the USB bus
- M24LRxx_application_software: a PC software that manages the communications with the ISO15693 and Dual Interface EEPROM tags.

Hardware configuration

The DEMO-CR95HF-A demonstration board can use either the UART or the SPI as external serial interface. Two solder bridges, SSI0 and SSI1, allow choosing the serial interface (see [Table 1](#)).

The SPI or UART is then automatically enabled by the CR95HF at power-on.

[Figure 2](#) shows the board configured to use the SPI interface (default configuration).

Table 1. Solder bridge configuration

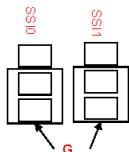
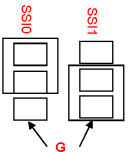

Hardware configuration	Serial interface
	UART
	SPI

Figure 2. DEMO-CR95HF-A with SPI selected



Revision history

Table 2. Document revision history

Date	Revision	Changes
22-Apr-2011	1	Initial release.
25-Jul-2011	2	Changed inductive etched antenna to 47x34 mm. Added Section : Hardware configuration . Updated disclaimer on last page.
10-Sep-2012	3	Updated Features and Description .

Please Read Carefully:

Information in this document is provided solely in connection with ST products. STMicroelectronics NV and its subsidiaries ("ST") reserve the right to make changes, corrections, modifications or improvements, to this document, and the products and services described herein at any time, without notice.

All ST products are sold pursuant to ST's terms and conditions of sale.

Purchasers are solely responsible for the choice, selection and use of the ST products and services described herein, and ST assumes no liability whatsoever relating to the choice, selection or use of the ST products and services described herein.

No license, express or implied, by estoppel or otherwise, to any intellectual property rights is granted under this document. If any part of this document refers to any third party products or services it shall not be deemed a license grant by ST for the use of such third party products or services, or any intellectual property contained therein or considered as a warranty covering the use in any manner whatsoever of such third party products or services or any intellectual property contained therein.

UNLESS OTHERWISE SET FORTH IN ST'S TERMS AND CONDITIONS OF SALE ST DISCLAIMS ANY EXPRESS OR IMPLIED WARRANTY WITH RESPECT TO THE USE AND/OR SALE OF ST PRODUCTS INCLUDING WITHOUT LIMITATION IMPLIED WARRANTIES OF MERCHANTABILITY, FITNESS FOR A PARTICULAR PURPOSE (AND THEIR EQUIVALENTS UNDER THE LAWS OF ANY JURISDICTION), OR INFRINGEMENT OF ANY PATENT, COPYRIGHT OR OTHER INTELLECTUAL PROPERTY RIGHT.

UNLESS EXPRESSLY APPROVED IN WRITING BY TWO AUTHORIZED ST REPRESENTATIVES, ST PRODUCTS ARE NOT RECOMMENDED, AUTHORIZED OR WARRANTED FOR USE IN MILITARY, AIR CRAFT, SPACE, LIFE SAVING, OR LIFE SUSTAINING APPLICATIONS, NOR IN PRODUCTS OR SYSTEMS WHERE FAILURE OR MALFUNCTION MAY RESULT IN PERSONAL INJURY, DEATH, OR SEVERE PROPERTY OR ENVIRONMENTAL DAMAGE. ST PRODUCTS WHICH ARE NOT SPECIFIED AS "AUTOMOTIVE GRADE" MAY ONLY BE USED IN AUTOMOTIVE APPLICATIONS AT USER'S OWN RISK.

Resale of ST products with provisions different from the statements and/or technical features set forth in this document shall immediately void any warranty granted by ST for the ST product or service described herein and shall not create or extend in any manner whatsoever, any liability of ST.

ST and the ST logo are trademarks or registered trademarks of ST in various countries.

Information in this document supersedes and replaces all information previously supplied.

The ST logo is a registered trademark of STMicroelectronics. All other names are the property of their respective owners.

© 2012 STMicroelectronics - All rights reserved

STMicroelectronics group of companies

Australia - Belgium - Brazil - Canada - China - Czech Republic - Finland - France - Germany - Hong Kong - India - Israel - Italy - Japan - Malaysia - Malta - Morocco - Philippines - Singapore - Spain - Sweden - Switzerland - United Kingdom - United States of America

www.st.com

