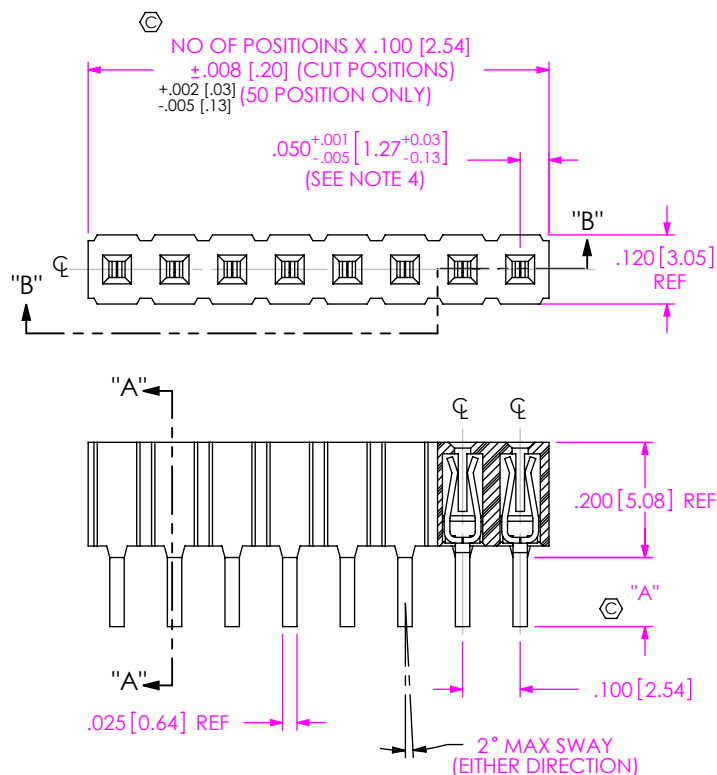


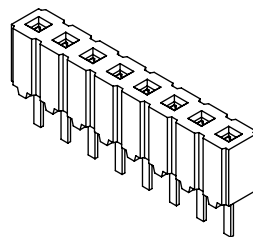
DO NOT  
SCALE FROM  
THIS PRINT

## NOTES:

1.  $\odot$  REPRESENTS A CRITICAL DIMENSION.
2. MIN CONTACT RETENTION 2 LB
3. MAX ALLOWABLE BOW: .006 [.015] IN/IN
4. "END WALLS" AFTER CUTTING SHOULD BE  $.015 \pm .001$  [.38 .13]
5. MAX CUT FLASH: .015 [.38] WITH NO FLASH ALLOWED IN HOLES.
6. MAX TERMINAL BURR: .003 [.08]
7. WHEN FILLING THE ASSEMBLY, ALL CONTACTS MUST BE FACING THE SAME DIRECTION.
8. TO BE MEASURED AT THE BEND.



SECTION "B"-"B"



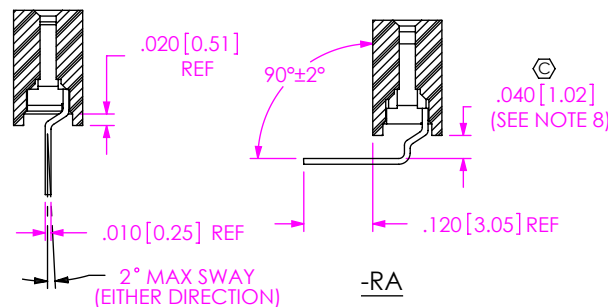
No OF POSITIONS  
-01 THRU -50

## CONTACT LEAD STYLE

-01: USE C-45-01-X  
-02: USE C-45-02-X

## PLATING SPECIFICATION

-T: MATTE TIN, CONTACT AND TAIL  
-G: 30μ" GOLD IN CONTACT AREA,  
10μ" GOLD ON TAIL  
-S: 30μ" SELECTIVE GOLD IN CONTACT AREA,  
MATTE TIN ON TAIL  
-F: 3μ" SELECTIVE GOLD IN CONTACT AREA,  
MATTE TIN ON TAIL  
-L: 10μ" SELECTIVE GOLD IN CONTACT AREA,  
MATTE TIN ON TAIL



SECTION "A"-"A"

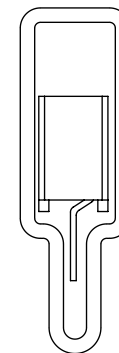
CES-1XX-XX-X-S-XX

## OPTIONS

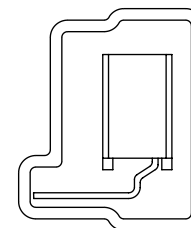
-RA: RIGHT ANGLE  
(STYLE -02 ONLY)

## ROW SPECIFICATION

-S: SINGLE ROW  
(USE CES-XX-S)



NOTE: MIXED PIN  
ORIENTATION  
ACCEPTABLE

PACKAGING VIEW  
LEAD STYLE -01 & -02

NOTE: PINS TO BE  
FACING THE  
SAME  
DIRECTION

PACKAGING VIEW  
LEAD STYLE -02-RA

## PACKAGING TABLE (5 POS MIN)

| LEAD STYLE | TUBE          | PLUG  |
|------------|---------------|-------|
| -01 & -02  | PT-1-24-01-53 | TP-09 |
| -02-RA     | PT-1-24-03-78 | TP-09 |

TABLE 1

| STYLE | "A"         |
|-------|-------------|
| -01   | .128 [3.25] |
| -02   | .223 [5.66] |

UNLESS OTHERWISE SPECIFIED,  
DIMENSIONS ARE IN INCHES.

TOLERANCES ARE:

DECIMALS ANGLES  
.XX: ±.01 [.3] 2°  
.XXX: ±.005 [.13]  
.XXXX: ±.0020 [.051]

## PROPRIETARY NOTE

THIS DOCUMENT CONTAINS INFORMATION  
CONFIDENTIAL AND PROPRIETARY TO  
SAMTEC, INC. AND SHALL NOT BE REPRODUCED  
OR TRANSFERRED TO OTHER DOCUMENTS OR  
DISCLOSED TO OTHERS OR USED FOR ANY  
PURPOSE OTHER THAN THAT WHICH IT WAS  
OBTAINED WITHOUT THE EXPRESSED WRITTEN  
CONSENT OF SAMTEC, INC.

MATERIAL: DO NOT SCALE DRAWING

SHEET SCALE: 3:1

INSULATOR: PBT, UL 94 VO  
COLOR: BLACK  
TERMINAL: PHOS BRONZE

DESCRIPTION:

CLOSED ENTRY SOCKET STRIP

DWG. NO.

CES-1XX-XX-X-S-XX

BY: KOLB 12-6-89

SHEET 1 OF 1