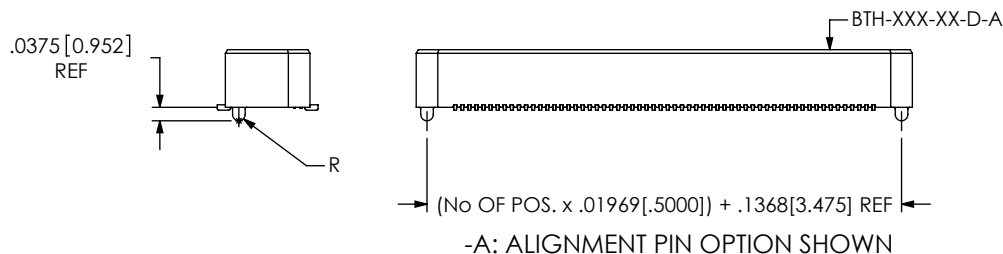
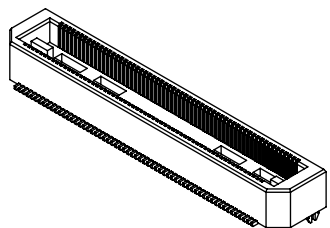


-LC: LOCKING CLIP OPTION SHOWN



NOTES:

1. REPRESENTS A CRITICAL DIMENSION.
2. MINIMUM PUSHOUT FORCE: 6 OZ. FOR STYLES -01 & -02  
8 OZ. FOR STYLES -03 THRU -09
3. MAXIMUM VARIANCE: .002[.05]
4. LEAD STYLES -03 THRU -09: TOP BODY (BTH)  
CANNOT HAVE -A OPTION.
5. -L PLATING CAN BE SUBSTITUTED FOR -F PLATING.
6. IF PART OPTION IS PACKAGED IN TRAY,  
USE K-DOT-.276--.375-.005.
7. FOR NEW APPLICATIONS REQUIRING THESE POSITIONS, PLEASE  
CONTACT SAMTEC INTERCONNECT PROCESSING GROUP.
8. DUE TO THE HIGH AMOUNT OF INSERTION FORCE NEEDED, THE  
-LC OPTION IS NOT COMPATIBLE WITH AUTO PLACEMENT.  
SAMTEC RECOMMENDS MANUAL PLACEMENT FOR ALL  
ASSEMBLIES WITH THE -LC OPTION.
9. PIN CAN EXTEND PAST THE WALL: .003[.08].
10. FEATURE PRESENT ONLY ON -01 LEAD STYLE.



BTH-XXX-XX-X-D-XX

No OF POSITIONS  
030, \*\*\*050, 060, 090,  
\*120, \*150  
(PER ROW)  
LEAD STYLE -02 ONLY: 030 - 180  
MULTIPLES OF 10

\*SEE NOTE 7

LEAD STYLE

-01: .1680[4.267]  
-02: .2861[7.264]  
(030 - 180 POSITIONS AVAILABLE)  
-03: .4042[10.267]  
-04: .6000[15.240]  
-05: .7180[18.237]  
-06: .8360[21.234]  
-09: .5224[13.269]

\*\*\* = 50 POS. ONLY AVAILABLE FOR  
-01 AND -02 LEAD STYLE  
(REF ASP-65267-02), NOT  
TOOLED FOR -03 LEAD STYLE

OPTION

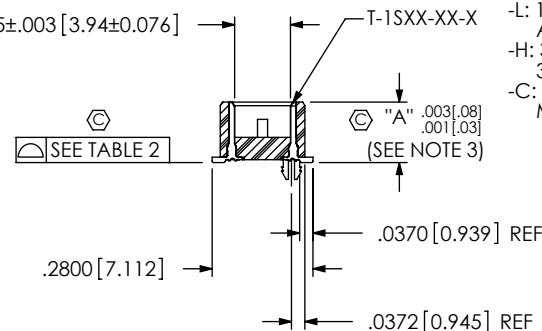
- A: ALIGNMENT PINS  
(USE BTH-XXX-XX-D-A FOR  
STYLES -01 & -02)(FOR STYLES  
-03 THRU -09, SEE TABLE 4 &  
FIG 4, SHEET 3)
- LC: LOCKING CLIPS (SEE NOTE 8)"  
(USE LC-08-TM-01)
- K: POLYIMIDE FILM  
(USE K-500-300, SEE FIG 2)  
(AVAILABLE ON STYLES -01  
THRU -04 & -09 ONLY)  
(SEE NOTE 6)
- TR: TAPE & REEL (120 POS MAX)  
[N/A ON -05 THRU -06]

ROW SPECIFICATION

- D: DOUBLE (USE BTH-XXX-XX-D  
& BTHH-XXX-XX-D)

PLATING SPECIFICATION

- F: 3μ" SELECTIVE GOLD IN CONTACT  
AREA, MATTE TIN ON TAIL
- L: 10μ" SELECTIVE GOLD IN CONTACT  
AREA, MATTE TIN ON TAIL
- H: 30μ" GOLD IN CONTACT AREA,  
3μ" GOLD ON TAIL
- C: 50μ" GOLD IN CONTACT AREA,  
MATTE TIN ON TAIL



SECTION "A"-"A"

TABLE 2	
NO. OF POSITIONS	COPLANARITY
-030 THRU -090	.004[.10]
-120 THRU -150	.006[.15]

TABLE 1					MATED HEIGHT WITH BSH
STYLE	"A"	"B"	BODY	TERMINAL	
-01	.1680[4.267]	.1600[4.064]	BTH-XXX-01-D(-A)	T-1S39-01-X	.1969[5.001] REF
-02	.2861[7.267]	.2781[7.064]	BTH-XXX-02-D(-A)	T-1S59-02-X	.3150[8.001] REF

UNLESS OTHERWISE SPECIFIED,  
DIMENSIONS ARE IN INCHES.  
TOLERANCES ARE:  
DECIMALS ANGLES  
.XX: ±.01[.3]  
.XXX: ±.005[.13]  
.XXXX: ±.0020[.051]

PROPRIETARY NOTE

THIS DOCUMENT CONTAINS INFORMATION  
CONFIDENTIAL AND PROPRIETARY TO  
SAMTEC, INC. AND SHALL NOT BE REPRODUCED  
OR TRANSFERRED TO OTHER DOCUMENTS OR  
DISCLOSED TO OTHERS OR USED FOR ANY  
PURPOSE OTHER THAN THAT WHICH IT WAS  
OBTAINED WITHOUT THE EXPRESSED WRITTEN  
CONSENT OF SAMTEC, INC.

**samtec**

520 PARK EAST BLVD, NEW ALBANY, IN 47150  
PHONE: 812-944-6733 FAX: 812-948-5047  
e-Mail: info@SAMTEC.com code: 55322

MATERIAL: DO NOT SCALE DRAWING

SHEET SCALE: 1:0.5333 DESCRIPTION:

INSULATOR: BLACK LCP  
FLAMMABILITY RATING: UL 94V-O

TERMINAL: PHOS BRONZE

F:\DWG\MISC\MKTG\BTH-XXX-XX-X-D-XX-MKT.SLDDRW

.5mm DOUBLE ROW TERMINAL ASSEMBLY

DWG. NO.

BTH-XXX-XX-X-D-XX

BY: DEAN P

5/28/1999

SHEET 1 OF 3

FIG 2  
-K: POLYIMIDE FILM PAD OPTION  
[USE K-500-300]  
(SEE NOTE 6)

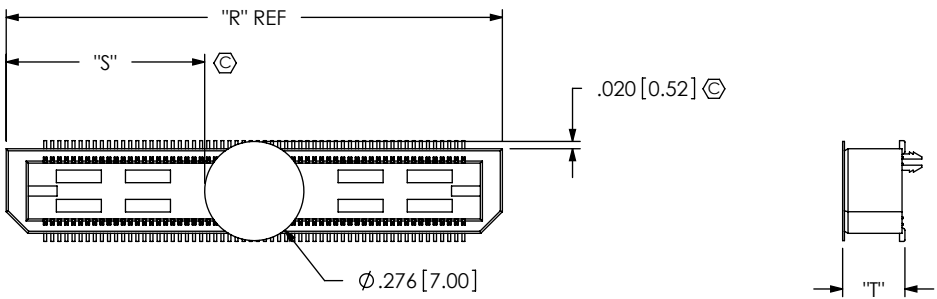


TABLE 3	
STYLE	"T"
-01	.173[4.39]
-02	.291[7.39]
-03	.409[10.39]
-04	.605[15.37]
-09	.527[13.39]

NOTE: "R" = (No OF POSITIONS x .01969[.5000]) + .1968[5.000]  
"S" = (( "R" - .276[7.01] ) / 2)  $\pm$  .020[.51]

PACKAGING VIEW (PARTS TO HAVE POSITIOIN #01 LOADED IN SAME DIRECTION AS ARROW)			
[STYLES -01 & -02]	[STYLES -03, -04, & -09]	[STYLE -05]	[STYLE -06]
TUBE: PT-1-24-01-78 PLUG: TP-03	TUBE: PT-1-24-01-98 PLUG: TP-26	TUBE: PT-1-24-02-105 PLUG: TP-26	TUBE: PT-1-24-01-105 PLUG: TP-26

F:\DWG\MISC\MKTG\BTH-XXX-XX-X-D-XX-MKT.SLDDRW

<p><b>PROPRIETARY NOTE</b> THIS DOCUMENT CONTAINS INFORMATION CONFIDENTIAL AND PROPRIETARY TO SAMTEC, INC. AND SHALL NOT BE REPRODUCED OR TRANSFERRED TO OTHER DOCUMENTS OR DISCLOSED TO OTHERS OR USED FOR ANY PURPOSE OTHER THAN THAT WHICH IT WAS OBTAINED WITHOUT THE EXPRESSED WRITTEN CONSENT OF SAMTEC, INC.</p> <p>DO NOT SCALE DRAWING</p> <p>SHEET SCALE: 1.875:1</p>		
	520 PARK EAST BLVD, NEW ALBANY, IN 47150 PHONE: 812-944-6733 FAX: 812-948-5047 e-Mail: info@SAMTEC.com code: 55322	
	DESCRIPTION: .5mm DOUBLE ROW TERMINAL ASSEMBLY	
	DWG. NO. <b>BTH-XXX-XX-X-D-XX</b>	
BY: DEAN P	5/28/1999	SHEET 2 OF 3

