

# REVISION AT

DO NOT  
SCALE FROM  
THIS PRINT

TABLE 1					
STYLE	"A"	"B"	BODY	TERMINAL	MATED HEIGHT WITH BSE
-01	.1600[4.064] REF	.1680[4.267]	BTE-XXX-01-D	T-1S39-01-X	.1980[5.029] REF
-02	.2781[7.064] REF	.2861[7.267]	BTE-XXX-02-D	T-1S59-02-X	.3161[8.029] REF
-03	.3962[10.063] REF	.4042[10.267]	BTE-XXX-03-D	T-1S39-03-X	.4342[11.029] REF

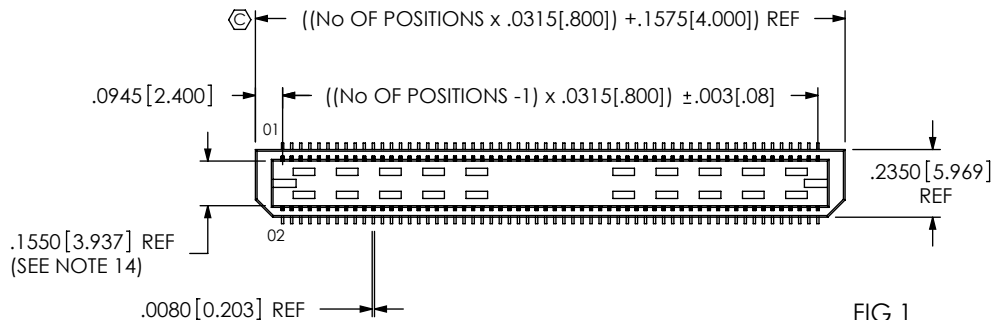
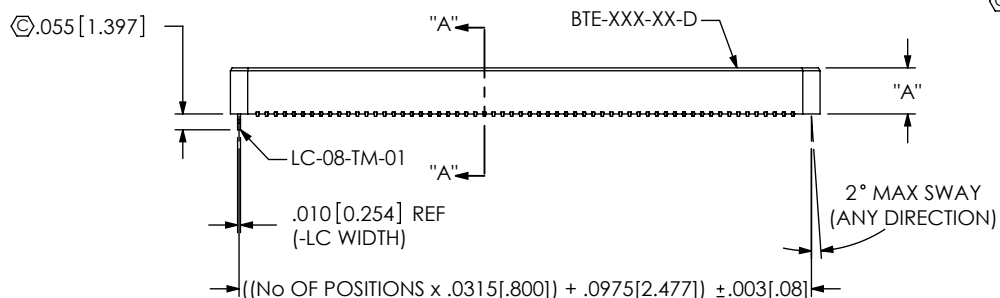


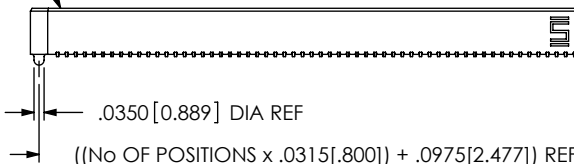
FIG 1  
BTE-060-01-X-D-LC SHOWN



-LC: LOCKING CLIP OPTION



.0375[0.953] REF



-A: ALIGNMENT PIN OPTION

## NOTES:

1. Ⓢ REPRESENTS A CRITICAL DIMENSION.
2. NOTE DELETED.
3. BURR ALLOWANCE: .0015[.038] MAX.
4. NOTE DELETED.
5. MINIMUM PUSHOUT FORCE: 6 OZ.
6. NOTE DELETED.
7. PARTS TO BE MOLD TO POSITION.
8. MAX VARIANCE OF .002[.05].
9. BTE-XXX-03-D BODY CAN BE SUBSTITUTED FOR BTE-XXX-03-D-A.
10. -L PLATING CAN BE SUBSTITUTED FOR -F PLATING.
11. IF PART OPTION IS PACKAGED IN TRAY, USE K-DOT-.276-.375-.005.
12. FOR NEW APPLICATIONS REQUIRING THESE POSITIONS, PLEASE CONTACT SAMTEC INTERCONNECT PROCESSING GROUP.
13. DUE TO THE HIGH AMOUNT OF INSERTION FORCE NEEDED, THE -LC OPTION IS NOT COMPATIBLE WITH AUTO PLACEMENT. SAMTEC RECOMMENDS MANUAL PLACEMENT FOR ALL ASSEMBLIES WITH THE -LC OPTION."
14. PIN CAN EXTEND PAST WALL .003[.08] MAX.

## BTE-XXX-XX-X-D-XX

### NO OF POSITIONS

-020, -040, -060,  
\*\*-080, \*-090, -100, -120  
(PER ROW)  
\*-03, -04 & -08 BODY STYLE ONLY  
\*\*SEE NOTE 12

### BODY STYLE

-01: .1680[4.267]  
-02: .2861[7.264]  
-03: .4042[10.266]  
-04: .6010[15.265]  
-05: .7190[18.263]  
-06: .8370[21.260]  
-07: .9542[24.237]  
-08: 1.1511[29.238]  
-09: .5224[13.269]

### OPTION

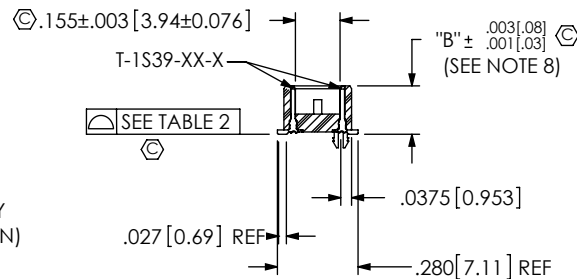
-A: ALIGNMENT PINS  
(USE BTE-XXX-XX-D-A)  
-LC: LOCKING CLIPS(SEE NOTE 13)  
(USE LC-08-TM-01)  
-K: POLYIMIDE FILM  
(N/A ON STYLES -07 & -08)  
(USE K-500-300, SEE FIG 2)  
(SEE NOTE 11)  
-TR: TAPE & REEL (80 POS MAX)  
(N/A ON STYLE -05, -06, -07 & -08)  
-FL: FRICTION LOCK (SEE FIG 4, SHEET 3)  
(USE BTE-XXX-01-D-X-FL)  
(AVAIL ON LEAD STYLE -01 ONLY,  
-020 THRU -100 POSITIONS ONLY)

### ROW SPECIFICATION

-D: DOUBLE (USE BTE-XXX-XX-D-X  
& BTEH-XXX-XX-D-X)

### PLATING SPECIFICATION

-F: 3μ" SELECTIVE GOLD IN CONTACT AREA, WITH MATTE TIN TAILS  
(USE T-1SXX-XX-F) (SEE NOTE 10)  
-L: 10μ" SELECTIVE GOLD IN CONTACT AREA, MATTE TIN TAILS  
(USE T-1SXX-XX-L) (SEE NOTE 10)  
-H: 30μ" GOLD IN CONTACT AREA, 3μ" GOLD ON TAIL (USE T-1SXX-XX-H)  
-C: 50μ" GOLD IN CONTACT AREA, 3μ" GOLD ON TAIL (USE T-1SXX-XX-C)



SECTION "A"-"A"

TABLE 2	
POSITIONS	COPLANARITY
-20 THRU -60	.004[.10]
-80 THRU -120	.006[.15]

UNLESS OTHERWISE SPECIFIED,  
DIMENSIONS ARE IN INCHES.

TOLERANCES ARE:

DECIMALS ANGLES  
.XX: ±.01 [.3] 2°  
.XXX: ±.005 [.13]  
.XXXX: ±.0020 [.051]

### PROPRIETARY NOTE

THIS DOCUMENT CONTAINS INFORMATION  
CONFIDENTIAL AND PROPRIETARY TO  
SAMTEC, INC. AND SHALL NOT BE REPRODUCED  
OR TRANSFERRED TO OTHER DOCUMENTS OR  
DISCLOSED TO OTHERS OR USED FOR ANY  
PURPOSE OTHER THAN THAT WHICH IT WAS  
OBTAINED WITHOUT THE EXPRESSED WRITTEN  
CONSENT OF SAMTEC, INC.

MATERIAL: DO NOT SCALE DRAWING SHEET SCALE: 1.5:1  
INSULATOR: LCP, COLOR: BLACK, FLAMMABILITY RATING: UL94VO  
TERMINAL: PHOS BRONZE

**samtec**

520 PARK EAST BLVD, NEW ALBANY, IN 47150  
PHONE: 812-944-6733 FAX: 812-948-5047  
e-Mail: info@SAMTEC.com code 55322

DESCRIPTION:  
.8mm DOUBLE ROW TERMINAL ASSEMBLY

DWG. NO.  
**BTE-XXX-XX-X-D-XX**

BY: DEAN P 03/22/1999 SHEET 1 OF 3

FIG 2  
-K: POLYIMIDE FILM PAD  
[USE K-500-300]  
(SEE NOTE 11)

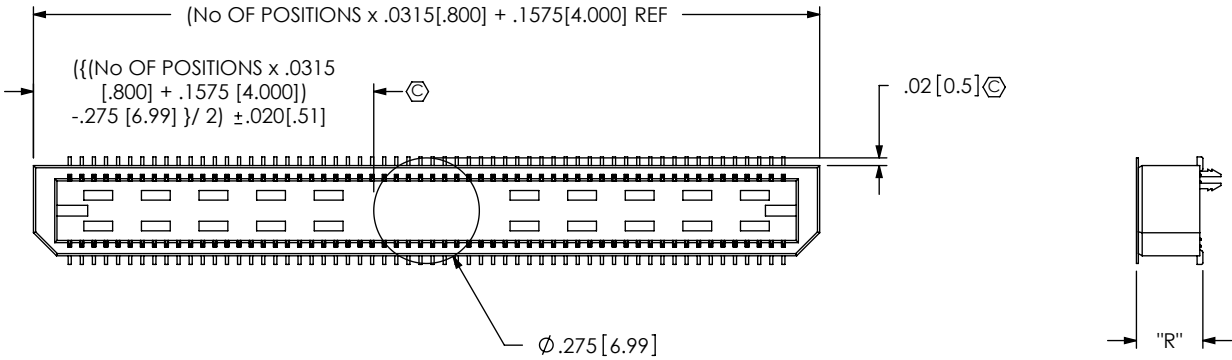
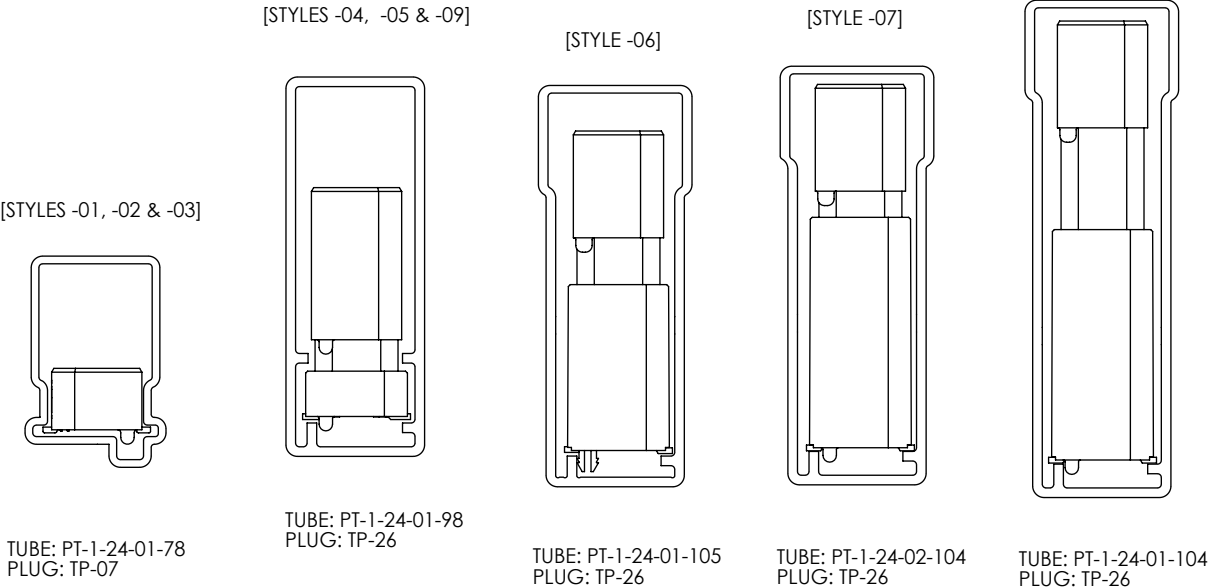


TABLE 3	
STYLE	"R"
-01	.173 [4.39]
-02	.291 [7.39]
-03	.409 [10.39]
-04	.610 [15.49]
-05	.728 [18.49]
-06	.843 [21.41]
-09	.535 [13.60]

PACKAGING VIEW

[PARTS NEED TO BE LOADED PER PACKAGING VIEWS]  
[-05 LEADSTYLE PARTS WITH KAPTON TO BE  
LOADED WITH KAPTON RESTING ON THE TUBE RIBS].



PACKAGING TABLE		
STYLE	PACKAGING TUBE	PLUG
-01	PT-1-24-01-78	TP-07
-02		
-03		
-04	PT-1-24-01-98	TP-26
-05		
-06		
-07	PT-1-24-01-105	
-08	PT-1-24-02-104	
-09	PT-1-24-01-104	
-09	PT-1-24-01-98	TP-26

PROPRIETARY NOTE

THIS DOCUMENT CONTAINS INFORMATION  
CONFIDENTIAL AND PROPRIETARY TO  
SAMTEC, INC. AND SHALL NOT BE REPRODUCED  
OR TRANSFERRED TO OTHER DOCUMENTS OR  
DISCLOSED TO OTHERS OR USED FOR ANY  
PURPOSE OTHER THAN THAT WHICH IT WAS  
OBTAINED WITHOUT THE EXPRESSED WRITTEN  
CONSENT OF SAMTEC, INC.

DO NOT SCALE DRAWING

SHEET SCALE: 2:1

F:\DWG\MISC\MKTG\BTE-XXX-XX-X-D-XX-MKT.SLDDRW

**samtec**

520 PARK EAST BLVD, NEW ALBANY, IN 47150  
PHONE: 812-944-6733 FAX: 812-948-5047  
e-Mail info@SAMTEC.com code 55322

DESCRIPTION:  
.8mm DOUBLE ROW TERMINAL ASSEMBLY

DWG. NO.  
**BTE-XXX-XX-X-D-XX**

BY: DEAN P 03/22/1999 SHEET 2 OF 3

FIG 3

BTE-060-06-X-D-LC SHOWN  
[DIFFERENT AS SHOWN, OTHERWISE SAME AS FIG 1]

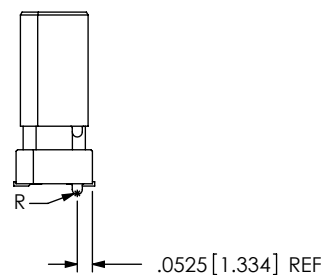
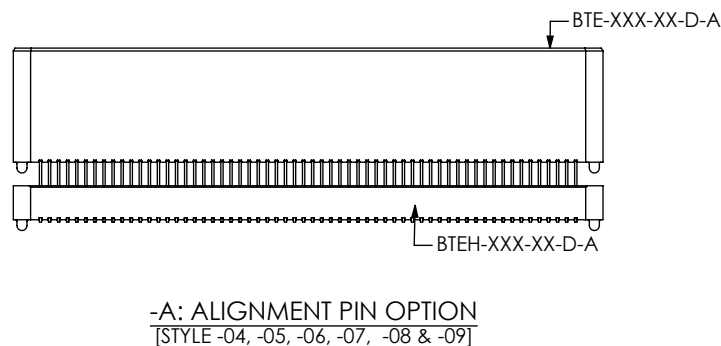
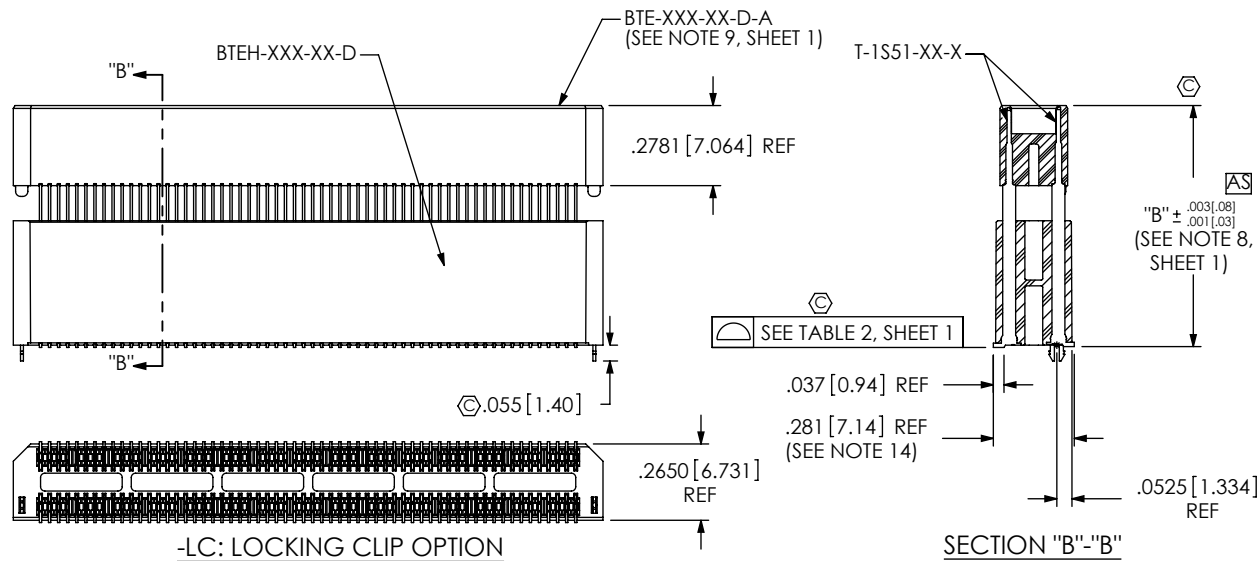
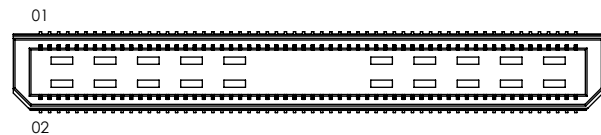
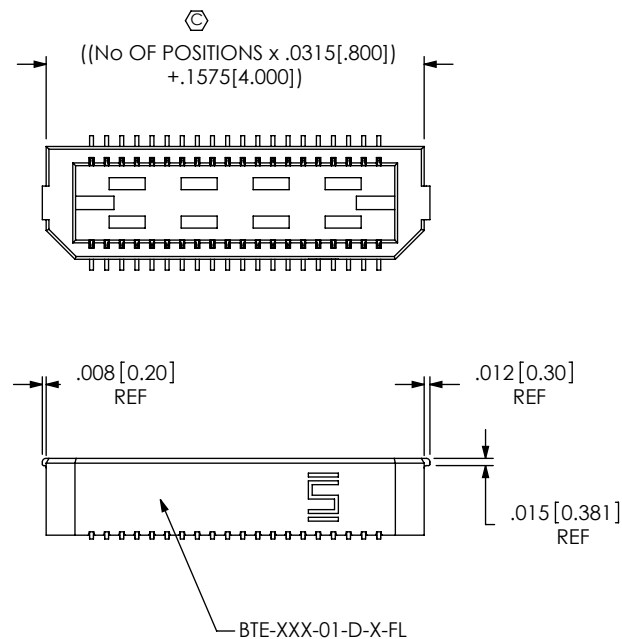


TABLE 4					
STYLE	"B"	TERMINAL	BOTTOM BODY	TOP BODY	MATED HEIGHT WITH BSE
-04	.6010 [15.265]	T-1S41-04-X	BTEH-XXX-01-D-X	BTE-XXX-03-D-A	.634 [16.10] REF
-05	.7190 [18.263]	T-1S41-05-X	BTEH-XXX-01-D-X	BTE-XXX-03-D-A	.752 [19.10] REF
-06	.8370 [21.260]	T-1S51-06-X	BTEH-XXX-03-D-X	BTE-XXX-02-D-A	.867 [22.02] REF
-07	.9542 [24.237]	T-1S61-21-F, T-1S61-21-L, T-1S61-21-H	BTEH-XXX-04-D-X	BTE-XXX-02-D-A	.9842 [25.00] REF
-08	1.1511 [29.238]	T-1S61-22-X	BTEH-XXX-04-D-X	BTE-XXX-02-D-A	1.1811 [30.00] REF
-09	.5224 [13.269]	T-1S60-09-X	BTEH-XXX-01-D-X	BTE-XXX-02-D-A	.551 [14.00] REF

FIG 4

-FL OPTION  
BTE-020-01-X-D-FL SHOWN  
(AVAILABLE ON -01 LEAD STYLE ONLY,  
-020 THRU -100 POSITIONS ONLY)  
[DIFFERENT AS SHOWN, OTHERWISE SAME AS FIG 1]



## PROPRIETARY NOTE

THIS DOCUMENT CONTAINS INFORMATION  
CONFIDENTIAL AND PROPRIETARY TO  
SAMTEC, INC. AND SHALL NOT BE REPRODUCED  
OR TRANSFERRED TO OTHER DOCUMENTS OR  
DISCLOSED TO OTHERS OR USED FOR ANY  
PURPOSE OTHER THAN THAT WHICH IT WAS  
OBTAINED WITHOUT THE EXPRESSED WRITTEN  
CONSENT OF SAMTEC, INC.

DO NOT SCALE DRAWING

SHEET SCALE: 1.5:1

**samtec**

520 PARK EAST BLVD, NEW ALBANY, IN 47150  
PHONE: 812-944-6733 FAX: 812-948-5047  
e-Mail: info@SAMTEC.com code 55322

DESCRIPTION:

.8mm DOUBLE ROW TERMINAL ASSEMBLY

DWG. NO.

BTE-XXX-XX-X-D-XX

BY: DEAN P

03/22/1999

SHEET 3 OF 3