

G6S Relays

- True surface mount, low signal relay
- Unique multi-bend lead frame design
- Exceptional, long term solder joint reliability by means of longer leads
- Excellent solderability
- Advanced sealability tested to +290° and beyond
- Constructed entirely of high-temp materials
- Proven thermal cycling performance
- High dielectric strength that meets with FCC Part 68 and Bellcore surge and isolation requirements

State-of-the-Art
SMT Design
Industry Standard



*For today's high-reliability
switching applications*

Made in the

U.S.A.

See back for product data

Ordering Information:

Part Number	Rated Voltage (VDC)	Coil Resistance (Ohms)	Power (mW)	Contact Form	Type	
G6S-2F	-DC4.5	4.5 DC	145	140	DPDT	<ul style="list-style-type: none"> • Surface Mount • Gull-wing Terminals • Fully Sealed
	-DC5	5 DC	178	140	DPDT	
	-DC12	12 DC	1,028	140	DPDT	
	-DC24	24 DC	2,880	200	DPDT	
G6S-2G	-DC4.5	4.5 DC	145	140	DPDT	<ul style="list-style-type: none"> • Surface Mount • Inside "L" Terminals • Fully Sealed
	-DC5	5 DC	178	140	DPDT	
	-DC12	12 DC	1,028	140	DPDT	
	-DC24	24 DC	2,880	200	DPDT	
G6S-2	-DC4.5	4.5 DC	145	140	DPDT	<ul style="list-style-type: none"> • PCB Terminals • Fully Sealed
	-DC5	5 DC	178	140	DPDT	
	-DC12	12 DC	1,028	140	DPDT	
	-DC24	24 DC	2,880	200	DPDT	

Specs:

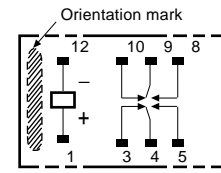
CONTACT DATA	
Contact ratings	0.5 A at 125 VAC 2 A at 30 VAC
Maximum operating voltage	250 VAC, 220 VDC
Carry current	2 A
Maximum operating current	2 A
Maximum switching capacity	62.5 VA, 60 W
Minimum permissible load	10 mVDC, 10 µA
COIL DATA	
Pickup voltage	75% max.
Dropout voltage	10% min.
Maximum voltage	200% at 23°C max.
CHARACTERISTIC DATA	
Initial contact resistance	75 mΩ max.
Operate time	4 ms max. (actual value: approx. 2.5 ms)
Release time	4 ms max. (actual value: approx. 1.5 ms)
Insulation resistance	1,000 MΩ min. (at 500 VDC)
Dielectric strength	2,000 VAC, 50/60 Hz for 1 minute between coil and contacts 1,500 VAC, 50/60 Hz for 1 minute between contacts of different poles 1,000 VAC, 50/60 Hz for 1 minute between contacts of same pole
Surge withstand voltage	2,500 V, 2 x 10 µs (conforms to Bellcore specs.) between coil and contacts and between contacts of different poles 1,500 V, 10 x 160 µs (conforms to FCC part 68) between contacts of same pole
Ambient temperature	-40° to 85°C
Service life	<i>Mechanical:</i> 100,000,000 operations min. (at operating frequency of 36,000 operations/hour) <i>Electrical:</i> 500,000 operations min. at 1A, 30 VDC
CONSTRUCTION DATA	
Termination	SMT gull-wing, SMT inside "L", PCB terminals
Construction	Fully-sealed
Weight	.07oz. (2g)
Packaging method	Tubes, tape & reel

Cross Reference:

PART NUMBER	FTA			
Omron	Aromat	Fujitsu	Takamisawa	NEC
G6S-2-DC5 to 48	TX2-5V to 48V	FBR12ND05 to 48	NA-5 to 48W-K	EC2-5 to 48NU
G6S-2F-DC5 to 48	TX2SA-5V to 48V	-----	NAS-5 to 48W-K	EE2-5 to 48NU
G6S-2F-TR-DC5 to 48	TX2SA-5V to 48V-Z	FBR18ND05 to 48	-----	EE2-5 to 48NU-L
G6S-2G-DC5 to 48	TX2SS-5V to 48V	-----	-----	EE2-5 to 48NUN
G6S-2G-TR-DC5 to 48	TX2SS-5V to 48V-Z	FBR18ND05 to 48-M	-----	EE2-5 to 48NUN-L

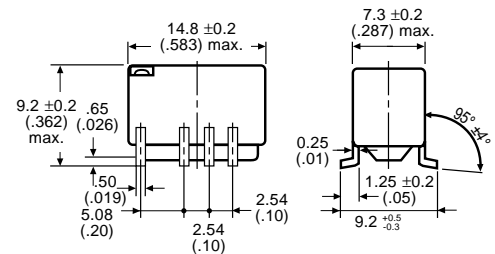
Dimensions:

Terminal Arrangement / Internal Connections

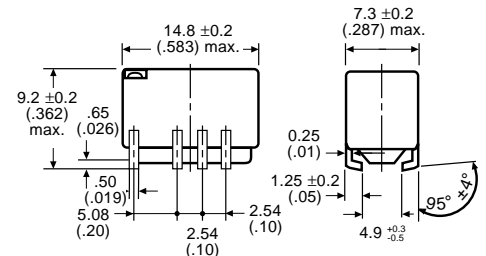


Top View

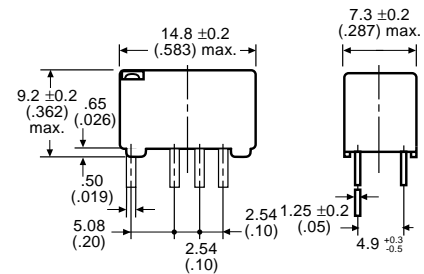
G6S-2F



G6S-2G



G6S-2



UNITED STATES SALES OFFICES

Atlanta, GA	404.766.6603
Boston, MA	508.762.6400
Chicago, IL	847.843.7900
Cincinnati, OH	513.469.5730
Dallas, TX	972.243.5181
Philadelphia, PA	610.524.1897
Los Angeles, CA	805.583.5559
San Jose, CA	408.371.0200

CANADA REGIONAL SALES OFFICES

Toronto	416.286.6465
---------	--------------