

Part Number: APBD3224ESGC-F01

High Efficiency Red
Super Bright Green

Features

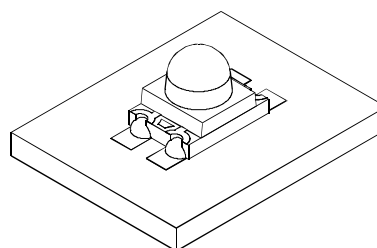
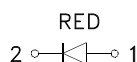
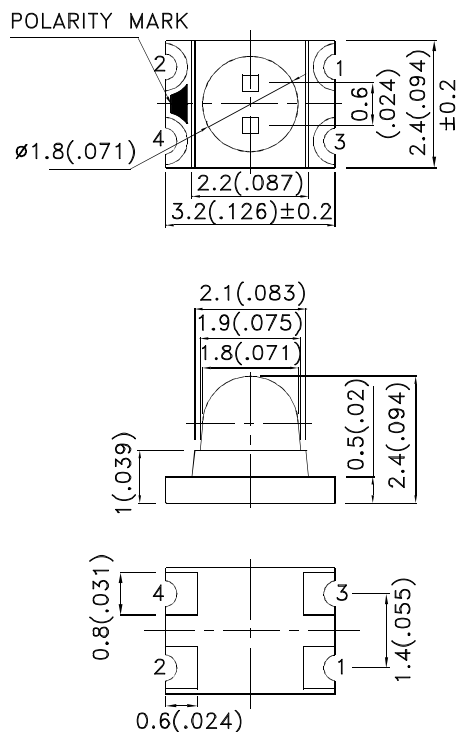
- 3.2x2.4mm SMT LED, 2.4mm thickness.
- Low power consumption.
- Ideal for backlight and indicator.
- Various colors and lens types available.
- Package : 1500pcs / reel.
- Moisture sensitivity level : level 3.
- RoHS compliant.

Description

The High Efficiency Red source color devices are made with Gallium Arsenide Phosphide on Gallium Phosphide Orange Light Emitting Diode.

The Super Bright Green source color devices are made with Gallium Phosphide Green Light Emitting Diode.

Package Dimensions



Notes:

1. All dimensions are in millimeters (inches).
2. Tolerance is $\pm 0.1(0.004")$ unless otherwise noted.
3. The specifications, characteristics and technical data described in the datasheet are subject to change without prior notice.
4. The device has a single mounting surface. The device must be mounted according to the specifications.



Selection Guide

| Part No. | Dice | Lens Type | Iv (mcd) [2] @ 20mA | | Viewing Angle [1] |
|------------------|---------------------------------|-------------|------------------------|------|----------------------|
| | | | Min. | Typ. | 2θ1/2 |
| APBD3224ESGC-F01 | High Efficiency Red (GaAsP/GaP) | Water Clear | 30 | 70 | 20° |
| | | | *12 | *40 | |
| | Super Bright Green (GaP) | | 20 | 55 | |
| | | | *20 | *55 | |

Notes:

1. θ1/2 is the angle from optical centerline where the luminous intensity is 1/2 of the optical peak value.

2. Luminous intensity/ luminous Flux: +/-15%.

* Luminous intensity value is traceable to the CIE127-2007 compliant national standards.

Electrical / Optical Characteristics at TA=25°C

| Symbol | Parameter | Device | Typ. | Max. | Units | Test Conditions |
|--------|--------------------------|---|------------|------------|-------|-----------------|
| λpeak | Peak Wavelength | High Efficiency Red Super Bright Green | 627 565 | | nm | IF=20mA |
| λD [1] | Dominant Wavelength | High Efficiency Red Super Bright Green | 617 568 | | nm | IF=20mA |
| Δλ1/2 | Spectral Line Half-width | High Efficiency Red Super Bright Green | 45 30 | | nm | IF=20mA |
| C | Capacitance | High Efficiency Red Super Bright Green | 15 15 | | pF | VF=0V;f=1MHz |
| VF [2] | Forward Voltage | High Efficiency Red Super Bright Green | 2 2.2 | 2.5 2.5 | V | IF=20mA |
| IR | Reverse Current | High Efficiency Red Super Bright Green | | 10 10 | uA | VR = 5V |

Notes:

1. Wavelength: +/-1nm.

2. Forward Voltage: +/-0.1V.

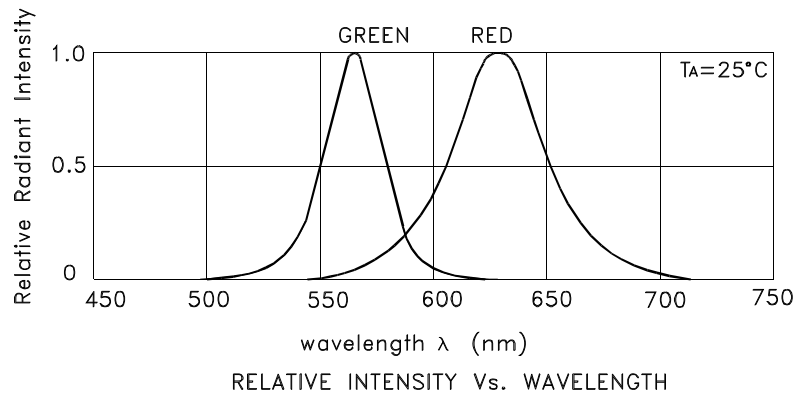
3. Wavelength value is traceable to the CIE127-2007 compliant national standards.

Absolute Maximum Ratings at TA=25°C

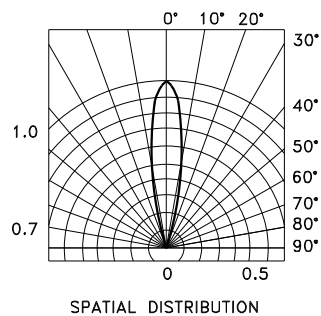
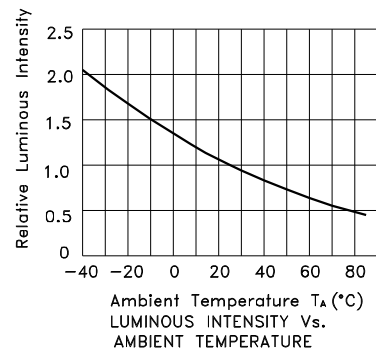
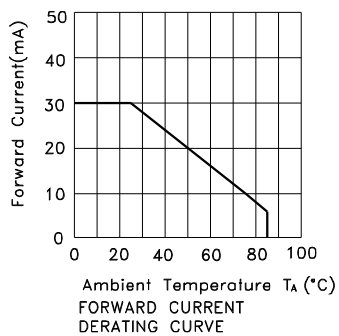
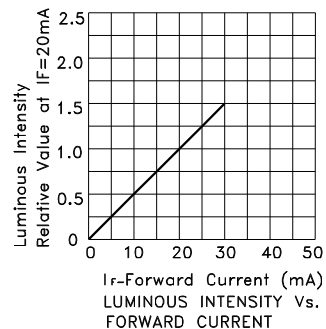
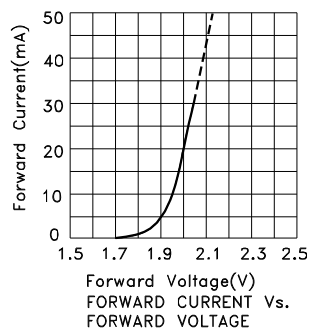
| Parameter | High Efficiency Red | Super Bright Green | Units |
|--------------------------|---------------------|--------------------|-------|
| Power dissipation | 75 | 62.5 | mW |
| DC Forward Current | 30 | 25 | mA |
| Peak Forward Current [1] | 160 | 140 | mA |
| Reverse Voltage | 5 | | V |
| Operating Temperature | -40°C To +85°C | | |
| Storage Temperature | -40°C To +85°C | | |

Note:

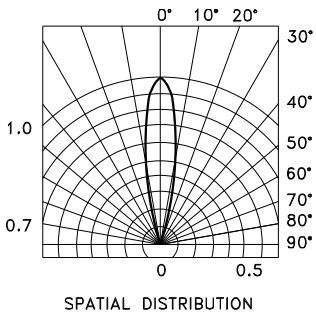
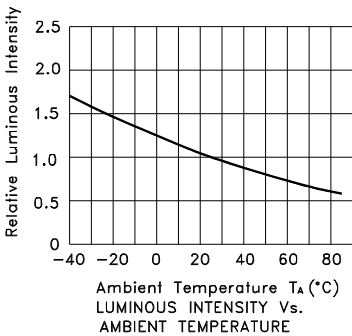
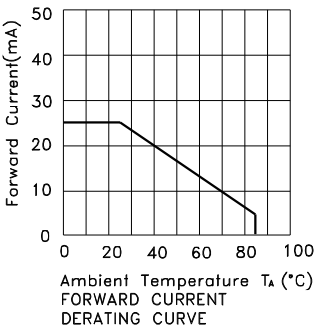
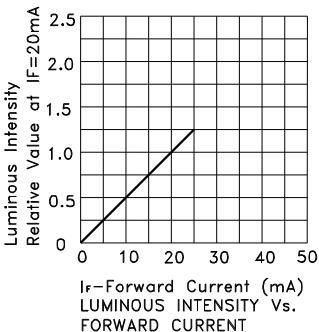
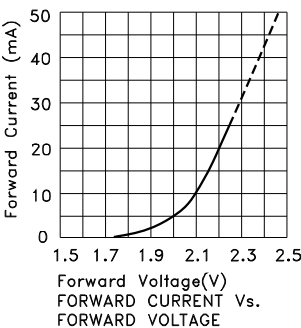
1. 1/10 Duty Cycle, 0.1ms Pulse Width.



APBD3224ESGC-F01 High Efficiency Red



Super Bright Green



APBD3224ESGC-F01

Reflow soldering is recommended and the soldering profile is shown below.
Other soldering methods are not recommended as they might cause damage to the product.

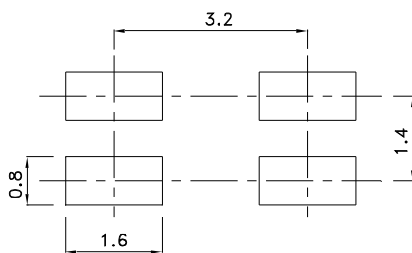
Reflow Soldering Profile For Lead-free SMT Process.



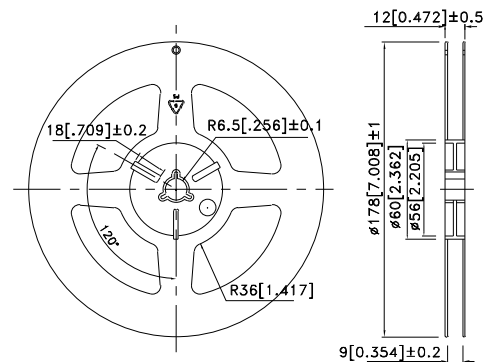
NOTES:

1. We recommend the reflow temperature 245°C(+/-5°C). The maximum soldering temperature should be limited to 260°C.
2. Don't cause stress to the epoxy resin while it is exposed to high temperature.
3. Number of reflow process shall be 2 times or less.

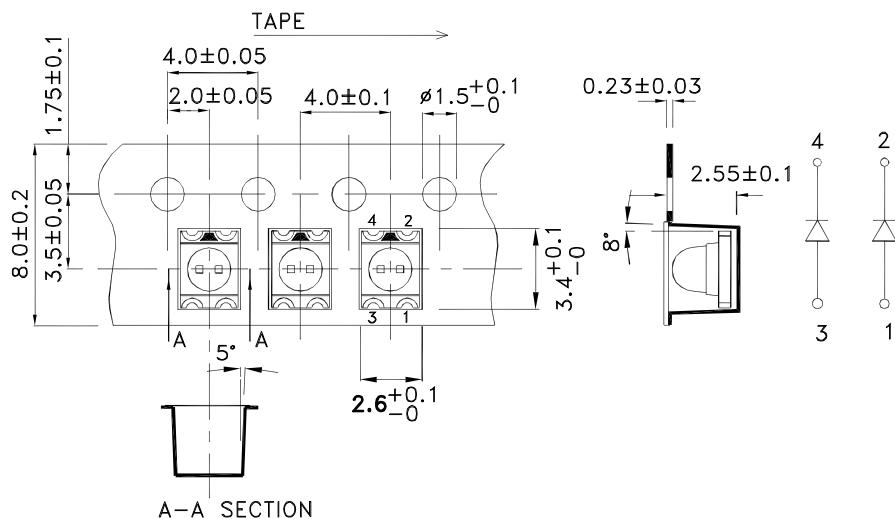
Recommended Soldering Pattern (Units : mm; Tolerance: ± 0.1)



Reel Dimension

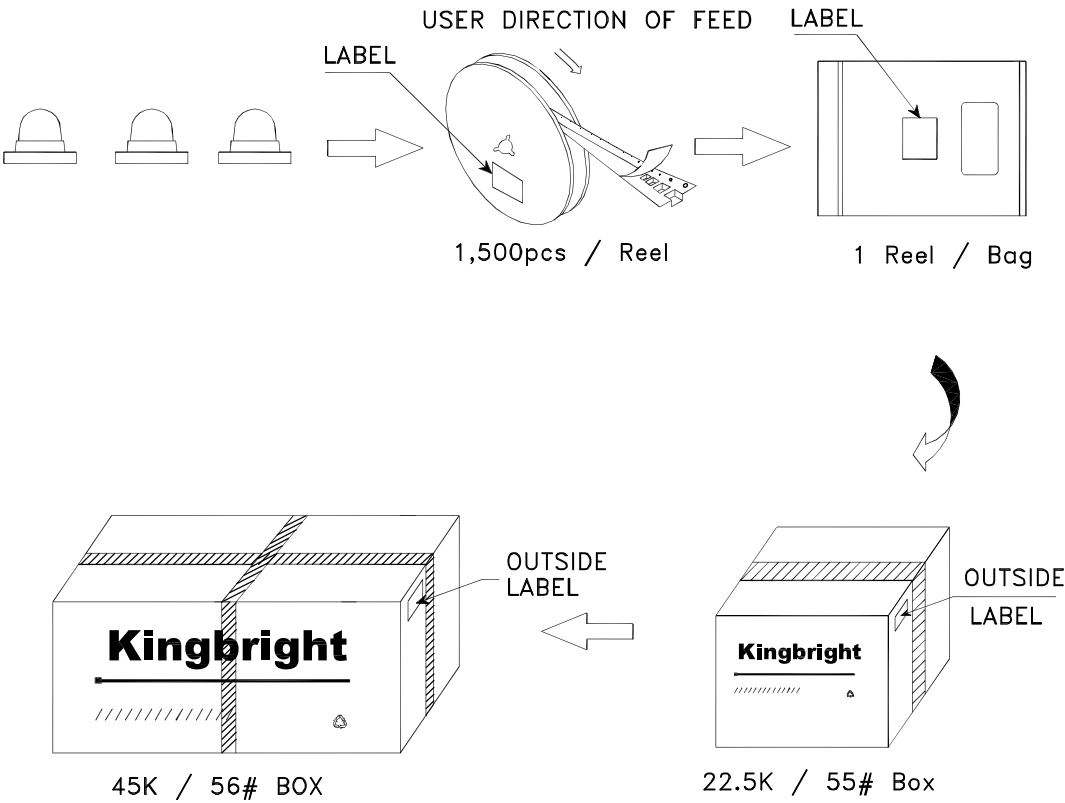



Tape Dimensions (Units : mm)



PACKING & LABEL SPECIFICATIONS

APBD3224ESGC-F01



| | |
|--|--|
| Kingbright | |
| P/NO: APBD3224xxx | |
| QTY: 1,500 pcs | Q.C. Q C XX XX XXXX PASSED |
| S/N: XXXX | |
| CODE: XXX | |
| LOT NO: | |
|  xxxxxxxxxxxxxxxxxxxxxxxxxxxxxxxx | |
| RoHS Compliant | |

All design applications should refer to Kingbright application notes available at <http://www.KingbrightUSA.com/ApplicationNotes>