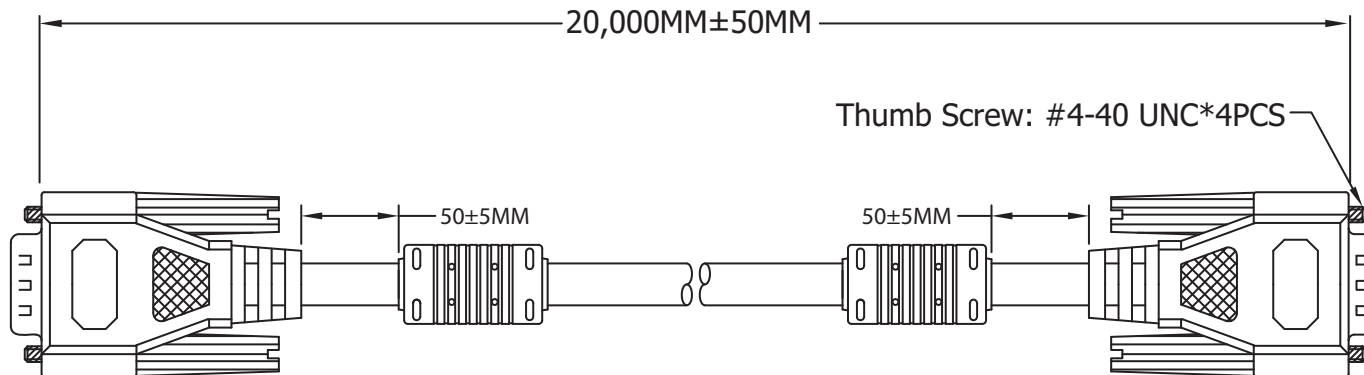
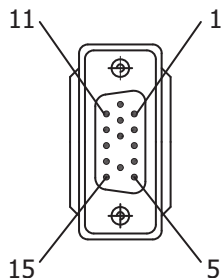


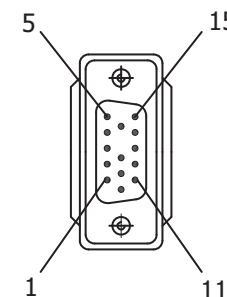
HDB 15 Male
Plastic: Blue

P1



HDB 15 Male
Plastic: Blue

P2



PIN OUT

P1	P2	P1	P2
1	1	10	ORANGE 10
6	6	11	WHITE 11
2	2	12	YELLOW 12
7	7	13	GREEN 13
3	3	14	RED 14
8	8	SHELL	BRAID SHELL
4	4	CENTER	
5	5	SHIELDING	

Material:

1.CABLE:28AWG(7/0.127 T.C)*3COAX(75 OHMS)+INSULATION:FO-PE INNER

JACKET:PVC OD:Ø2.5± 0.1mm(UL-1354)+28AWG(7/0.127 T.C)*7C+

INSULATION:SR-PVC ID:Ø0.85± 0.05mm(UL-1061)+AL/MY+DRAIN

WIRE:26AWG(7/0.16 T.C)+BRAID SHIELD(85%)+OUTER JACKET:PVC

COLOR:BEIGE, OD:Ø8.5± 0.15mm UL-2919

2.CONNECTOR:

P1&P2:HDB 15P MALE,THE 9TH PIN IS EMPTY GOLD FLASH CONTACT,
NICKEL PLATED SHELL

3.SHIELD:COPPER-FOIL 360° SOLDERED TO CONNECTOR SHELL & CABLE BRAID

4.HOOD:MOLDED TYPE,PVC 45P,COLOR:BEIGE.

5.ELECTRONIC TEST:

<1>.100% OPEN SHORT & MIS WIRE TEST

<2>.CONTACT RESISTANCE 30HMS MAX

<3>.INSULATION RESISTANCE 20MOHMS MIN

6.PACKING:SEE P-0039 REV.C PACKING DRAWING

(HANKING SIZE MUST BE SMALLER THAN PACKING)

PACKING TYPE: DB VP4.

⊕ = Assmann logo

RoHS
Compliant

ITEM NO.

AK3820XF-R

TITLE

Premium XGA Monitor Connection Cable - 20 Meters
w/Ferrite core, HD D-Sub 15-pin Male <=> Male

ASSMANN
Electronics, Inc.

1840 W. Drake Drive, Suite 101 • Tempe, AZ 85283
Toll Free: 1-877-277-6266 • Email: info@usa-assmann.com

THIS DRAWING IS UNPUBLISHED
©Copyright 2010 by Assmann Electronic Components
All International Rights Reserved