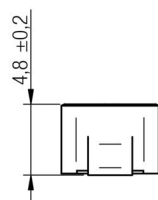
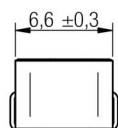
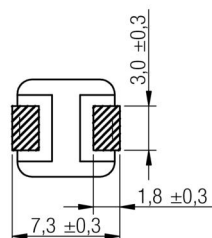
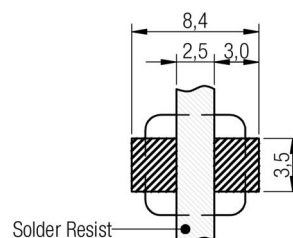


A Dimensions: [mm]

Scale - 2:1

B Recommended land pattern: [mm]

no vias and traces in restricted area

Scale - 2:1

C Schematic:**D Electrical Properties:**

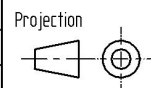
| Properties | Test conditions | | Value | Unit | Tol. |
|--------------------------------|-----------------|------------------|-------|------|------|
| Inductance | 100 kHz/ 10 mA | L | 0.68 | μH | ±20% |
| Rated current | ΔT = 40 K | I _R | 12.0 | A | max. |
| Saturation current | IΔL/L < 20% | I _{sat} | 26.0 | A | typ. |
| DC Resistance | @ 20°C | R _{DC} | 4.0 | mΩ | typ. |
| DC Resistance | @ 20°C | R _{DC} | 4.5 | mΩ | max. |
| Self resonant frequency | | f _{res} | 73 | MHz | typ. |

E General information:

It is recommended that the temperature of the part does not exceed 125°C under worst case operating conditions.

- Ambient temperature: -40°C to +85°C (referring to I_R)
- Operating temperature: -40°C to +125°C
- Storage temperature (on tape & reel): -20°C to +40°C; 75% RH max.
- Test conditions of Electrical Properties: 20°C, 33% RH if not specified differently

| | | | | | | |
|-----|------------|-----|---------|------------|--|-----------------------------------|
| | | | | Projection | | DESCRIPTION |
| 1.7 | 2013-09-03 | SSt | DDe | | | WE-LHMI SMD Power Inductor |
| 1.6 | 2013-04-29 | SSt | SSt | | | |
| 1.5 | 2012-12-06 | SSt | SSt | | | |
| 1.4 | 2012-10-25 | SSt | BD | | | |
| 1.3 | 2012-09-13 | SSt | BD | | | |
| 1.2 | 2012-06-28 | SSt | SSt | | | |
| 1.1 | 2012-02-29 | SSt | BD | | | |
| REV | DATE | BY | CHECKED | | | |



Würth Elektronik eiSos GmbH & Co. KG
EMC & Inductive Solutions
Max-Eyth-Str. 1
74638 Waldenburg
Germany
Tel. +49 (0) 79 42 945 - 0
www.we-online.com
eiSos@we-online.com

Order.- No.

744373490068

Size: 7050

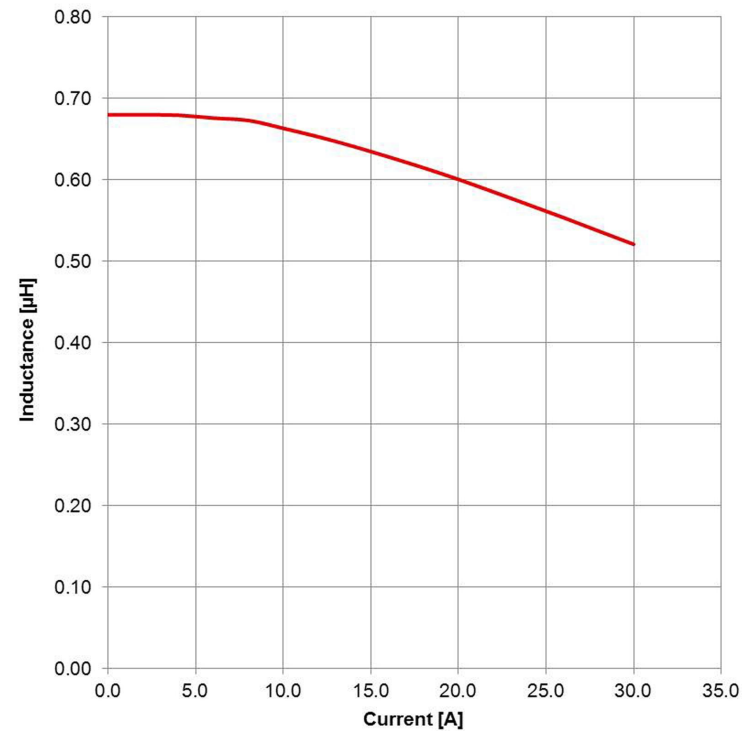


SIZE

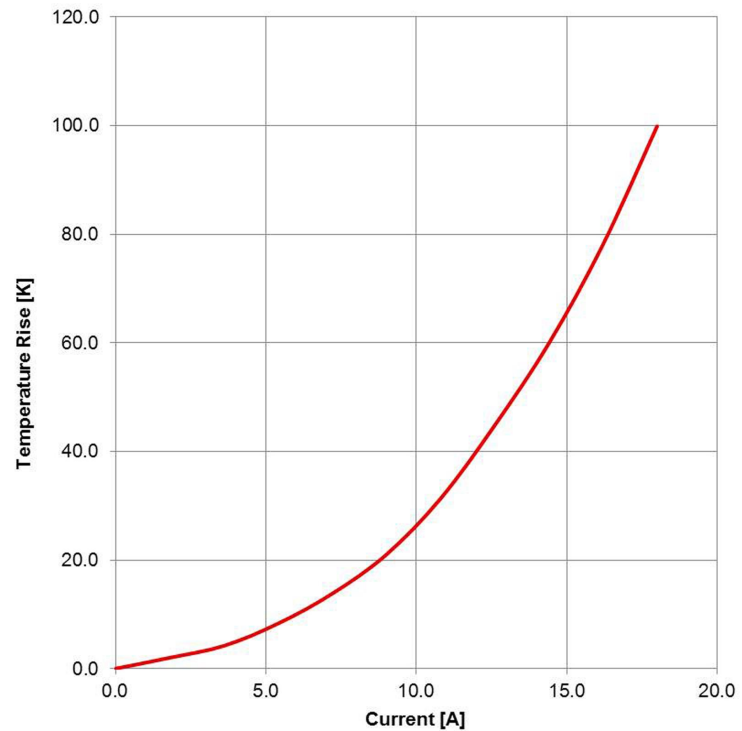
A4




F Typical Inductance vs. Current Characteristics:



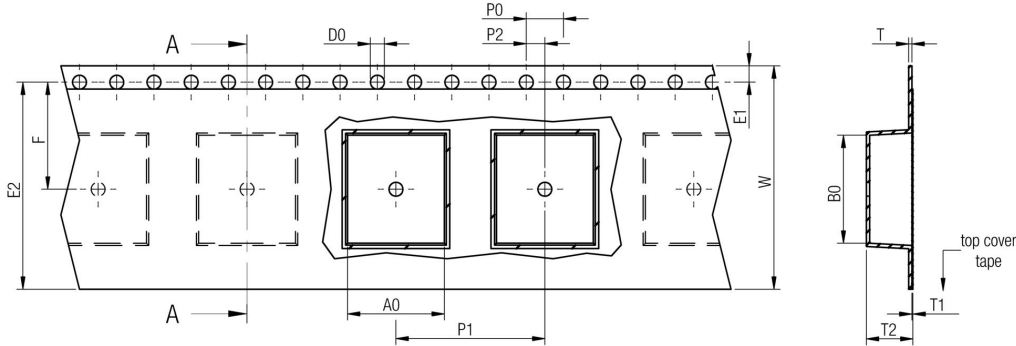
F Typical Temperature rise vs. Current Characteristics:



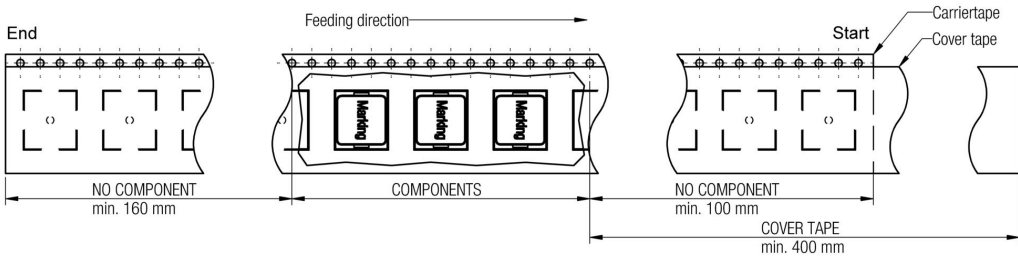
| | | | | | | | | |
|-----|------------|-----|---------|---|---|---|-------------|--|
| | | | | Projection |  | | DESCRIPTION | |
| 1.7 | 2013-09-03 | SSt | DDe | | | | | |
| 1.6 | 2013-04-29 | SSt | SSt | <p>Würth Elektronik eiSos GmbH & Co. KG EMC & Inductive Solutions Max-Eyth-Str. 1 74638 Waldenburg Germany Tel. +49 (0) 79 42 945 - 0 www.we-online.com eiSos@we-online.com</p> | WE-LHMI SMD Power Inductor | | | |
| 1.5 | 2012-12-06 | SSt | SSt | | Order.- No. |  COMPLIANT RoHS&REACH WÜRTH ELEKTRONIK | SIZE | |
| 1.4 | 2012-10-25 | SSt | BD | | 744373490068 | | A4 | |
| 1.3 | 2012-09-13 | SSt | BD | | | | | |
| 1.2 | 2012-06-28 | SSt | SSt | | | | | |
| 1.1 | 2012-02-29 | SSt | BD | | | | | |
| REV | DATE | BY | CHECKED | Size: 7050 | | | | |

This electronic component has been designed and developed for usage in general electronic equipment only. This product is not authorized for use in equipment where a higher safety standard and reliability standard is especially required or where a failure of the product is reasonably expected to cause severe personal injury or death, unless the parties have executed an agreement specifically governing such use. Moreover Würth Elektronik eiSos GmbH & Co KG products are neither designed nor intended for use in areas such as military, aerospace, aviation, nuclear control, submarine, transportation (automotive control, train control, ship control), transportation signal, disaster prevention, medical, public information network etc.. Würth Elektronik eiSos GmbH & Co KG must be informed about the intent of such usage before the design-in stage. In addition, sufficient reliability evaluation checks for safety must be performed on every electronic component which is used in electrical circuits that require high safety and reliability functions or performance.

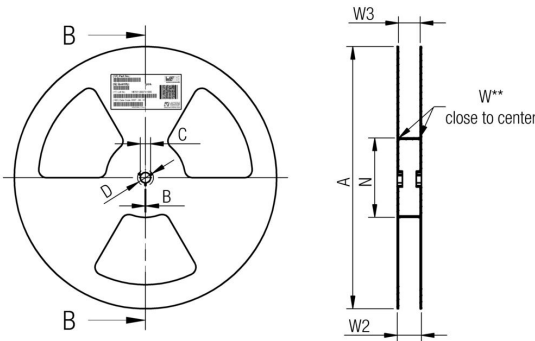
G Packaging Specification - Tape and Reel [mm]:



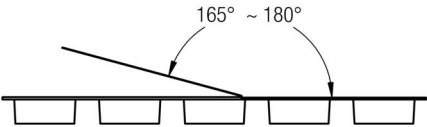
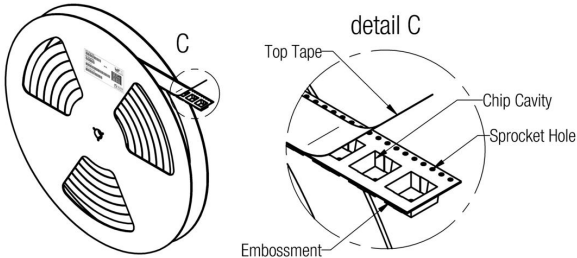
| | | A0 | B0 | W | P1 | T | T1 | T2 | D0 | E1 | E2 | F | P0 | P2 | Tape | VPE / packaging unit |
|-----------|------|-------|-------|--------------|-------|-------|------|------|--------------|-------|-------|--------|-------|--------|-------------|----------------------------|
| tolerance | | typ. | typ. | +0,3 -0,1 | ± 0,1 | ± 0,1 | max. | typ. | +0,1 -0,0 | ± 0,1 | min. | ± 0,05 | ± 0,1 | ± 0,05 | | |
| size | 4020 | 4,40 | 5,00 | 12,00 | 8,00 | 0,35 | 0,10 | 2,30 | 1,50 | 1,75 | 10,25 | 5,50 | 4,00 | 2,00 | Polystyrene | 3000 |
| | 7030 | 7,00 | 7,70 | 16,00 | 12,00 | 0,35 | 0,10 | 3,30 | 1,50 | 1,75 | 14,25 | 7,50 | 4,00 | 2,00 | Polystyrene | 1000 |
| | 7050 | 7,00 | 7,70 | 16,00 | 12,00 | 0,35 | 0,10 | 5,30 | 1,50 | 1,75 | 14,25 | 7,50 | 4,00 | 2,00 | Polystyrene | 800 |
| | 1040 | 10,40 | 11,60 | 24,00 | 16,00 | 0,35 | 0,10 | 4,50 | 1,50 | 1,75 | 22,25 | 11,50 | 4,00 | 2,00 | Polystyrene | 500 |
| | 1335 | 12,90 | 14,10 | 24,00 | 16,00 | 0,35 | 0,10 | 4,00 | 1,50 | 1,75 | 22,25 | 11,50 | 4,00 | 2,00 | Polystyrene | 500 |



Packaging is referred to the international standard IEC 60286 -3:2007



| | A | B | C | D | N | W1 | W2 | W3 | W3 |
|-----------------|--------|------|-------|-------|--------|-------|-------|-------|-------|
| tolerance | ± 2,0 | min. | ± 0,8 | min. | ± 2,0 | + 1,5 | max. | min. | max. |
| Tape width 12mm | 330,00 | 1,50 | 13,00 | 20,20 | 100,00 | 12,40 | 18,40 | 11,90 | 15,40 |
| Tape width 16mm | 330,00 | 1,50 | 13,00 | 20,20 | 100,00 | 16,40 | 22,40 | 15,90 | 19,40 |
| Tape width 24mm | 330,00 | 1,50 | 13,00 | 20,20 | 100,00 | 24,40 | 30,40 | 23,90 | 27,40 |



| | | Pull-of force |
|------------|-------|---------------|
| Tape width | 12 mm | 0,1 N - 1,3 N |
| | 16 mm | 0,1 N - 1,3 N |
| | 24 mm | 0,1 N - 1,3 N |

| 1.7 | 2013-09-03 | SSt | DDe | |
|-----|------------|-----|---------|--|
| 1.6 | 2013-04-29 | SSt | SSt | |
| 1.5 | 2012-12-06 | SSt | SSt | |
| 1.4 | 2012-10-25 | SSt | BD | |
| 1.3 | 2012-09-13 | SSt | BD | |
| 1.2 | 2012-06-28 | SSt | SSt | |
| 1.1 | 2012-02-29 | SSt | BD | |
| REV | DATE | BY | CHECKED | |



Würth Elektronik eiSos GmbH & Co. KG
EMC & Inductive Solutions
Max-Eyth-Str. 1
74638 Waldenburg
Germany
Tel. +49 (0) 79 42 945 - 0
www.we-online.com
eiSos@we-online.com

DESCRIPTION

WE-LHMI SMD Power Inductor

Order.- No.

744373490068

Size: 7050



SIZE

A4

This electronic component has been designed and developed for usage in general electronic equipment only. This product is not authorized for use in equipment where a higher safety standard and reliability standard is especially required or where a failure of the product is reasonably expected to cause severe personal injury or death, unless the parties have executed an agreement specifically governing such use. Moreover Würth Elektronik eiSos GmbH & Co KG products are neither designed nor intended for use in areas such as military, aerospace, aviation, nuclear control, submarine, transportation (automotive control, train control, ship control), transportation signal, disaster prevention, medical, public information network etc.. Würth Elektronik eiSos GmbH & Co KG must be informed about the intent of such usage before the design-in stage. In addition, sufficient reliability evaluation checks for safety must be performed on every electronic component which is used in electrical circuits that require high safety and reliability functions or performance.

H Soldering Specifications:



H1: Classification Reflow Profile for SMT components:



H2: Classification Reflow Profiles

| Profile Feature | Pb-Free Assembly |
|---|----------------------------------|
| Preheat <ul style="list-style-type: none">- Temperature Min (T_{smin})- Temperature Max (T_{smax})- Time (t_s) from (T_{smin} to T_{smax}) | 150°C 200°C 60-120 seconds |
| Ramp-up rate (T_L to T_P) | 3°C/ second max. |
| Liquidous temperature (T_L) Time (t_L) maintained above T_L | 217°C 60-150 seconds |
| Peak package body temperature (T_P) | See Table H3 |
| Time within 5°C of actual peak temperature (t_p) | 20-30 seconds |
| Ramp-down rate (T_P to T_L) | 6°C/ second max. |
| Time 25°C to peak temperature | 8 minutes max. |

refer to IPC/JEDEC J-STD-020D

H3: Package Classification Reflow Temperature

| | Package Thickness | Volume mm³ <350 | Volume mm³ 350 - 2000 | Volume mm³ >2000 |
|------------------|-------------------|-----------------|-----------------------|------------------|
| PB-Free Assembly | < 1.6 mm | 260°C | 260°C | 260°C |
| PB-Free Assembly | 1.6 - 2.5 mm | 260°C | 250°C | 245°C |
| PB-Free Assembly | ≥ 2.5 mm | 250°C | 245°C | 245°C |

refer to IPC/JEDEC J-STD-020D

This electronic component has been designed and developed for usage in general electronic equipment only. This product is not authorized for use in equipment where a higher safety standard and reliability standard is especially required or where a failure of the product is reasonably expected to cause severe personal injury or death, unless the parties have executed an agreement specifically governing such use. Moreover Würth Elektronik eiSos GmbH & Co KG products are neither designed nor intended for use in areas such as military, aerospace, aviation, nuclear control, submarine, transportation (automotive control, train control, ship control), transportation signal, disaster prevention, medical, public information network etc.. Würth Elektronik eiSos GmbH & Co KG must be informed about the intent of such usage before the design-in stage. In addition, sufficient reliability evaluation checks for safety must be performed on every electronic component which is used in electrical circuits that require high safety and reliability functions or performance.

| | | | | | | | | |
|-----|------------|-----|---------|---|--|---------------------------------------|---|---------------|
| | | | | <div>Projection</div>  | | DESCRIPTION | | |
| 1.7 | 2013-09-03 | SSt | DDe | | | <div>WE-LHMI SMD Power Inductor</div> | | |
| 1.6 | 2013-04-29 | SSt | SSt | | | | | |
| 1.5 | 2012-12-06 | SSt | SSt | <div>Würth Elektronik eiSos GmbH & Co. KG EMC & Inductive Solutions Max-Eyth-Str. 1 74638 Waldenburg Germany Tel. +49 (0) 79 42 945 - 0 www.we-online.com eiSos@we-online.com</div> | | Order.- No. |  | SIZE |
| 1.4 | 2012-10-25 | SSt | BD | | | <div>744373490068</div> | | <div>A4</div> |
| 1.3 | 2012-09-13 | SSt | BD | | | | Size: 7050 | |
| 1.2 | 2012-06-28 | SSt | SSt | | | | | |
| 1.1 | 2012-02-29 | SSt | BD | | | | | |
| REV | DATE | BY | CHECKED | | | | | |

I Cautions and Warnings:

The following conditions apply to all goods within the product series of WE-LHMI of Würth Elektronik eiSos GmbH & Co. KG:

General:

All recommendations according to the general technical specifications of the data-sheet have to be complied with.

The disposal and operation of the product within ambient conditions which probably alloy or harm the wire isolation has to be avoided.

If the product is potted in customer applications, the potting material might shrink during and after hardening. Accordingly to this the product is exposed to the pressure of the potting material with the effect that the core, wire and termination is possibly damaged by this pressure and so the electrical as well as the mechanical characteristics are endanger to be affected. After the potting material is cured, the core, wire and termination of the product have to be checked if any reduced electrical or mechanical functions or destructions have occurred.

The responsibility for the applicability of customer specific products and use in a particular customer design is always within the authority of the customer. All technical specifications for standard products do also apply for customer specific products.

Cleaning agents that are used to clean application might damage or change the characteristics of the component, body, pins or termination.

Direct mechanical impact to the product shall be prevented as the iron powder material of the core could flake or in the worst case it could break.

Product specific:

Follow all instructions mentioned in the datasheet, especially:

- The solder profile has to be complied with according to the technical reflow soldering specification, otherwise no warranty will be sustained.
- All products shall be used before the end of the period of 12 months based on the product date-code, if not a 100% solderability can't be warranted.
- Violation of the technical product specifications such as exceeding the nominal rated current will result in the loss of warranty.



| | | | | | | | |
|-----|------------|-----|---------|---|---|-----------------------------------|---|
| | | | | Projection |  | DESCRIPTION | |
| 1.7 | 2013-09-03 | SSt | DDe | | | WE-LHMI SMD Power Inductor | |
| 1.6 | 2013-04-29 | SSt | SSt | | | | |
| 1.5 | 2012-12-06 | SSt | SSt | Würth Elektronik eiSos GmbH & Co. KG EMC & Inductive Solutions Max-Eyth-Str. 1 74638 Waldenburg Germany Tel. +49 (0) 79 42 945 - 0 www.we-online.com eiSos@we-online.com | | | |
| 1.4 | 2012-10-25 | SSt | BD | | | | |
| 1.3 | 2012-09-13 | SSt | BD | | | | |
| 1.2 | 2012-06-28 | SSt | SSt | | | | |
| 1.1 | 2012-02-29 | SSt | BD | | | | |
| REV | DATE | BY | CHECKED | | Order.- No. | |  COMPLIANT RoHS&REACH WÜRTH ELEKTRONIK |
| | | | | | 744373490068 | A4 | |
| | | | | | Size: 7050 | | |

This electronic component has been designed and developed for usage in general electronic equipment only. This product is not authorized for use in equipment where a higher safety standard and reliability standard is especially required or where a failure of the product is reasonably expected to cause severe personal injury or death, unless the parties have executed an agreement specifically governing such use. Moreover Würth Elektronik eiSos GmbH & Co KG products are neither designed nor intended for use in areas such as military, aerospace, aviation, nuclear control, submarine, transportation (automotive control, train control, ship control), transportation signal, disaster prevention, medical, public information network etc.. Würth Elektronik eiSos GmbH & Co KG must be informed about the intent of such usage before the design-in stage. In addition, sufficient reliability evaluation checks for safety must be performed on every electronic component which is used in electrical circuits that require high safety and reliability functions or performance.

