

Datamate Connectors

Datamate **Mix-Tek**

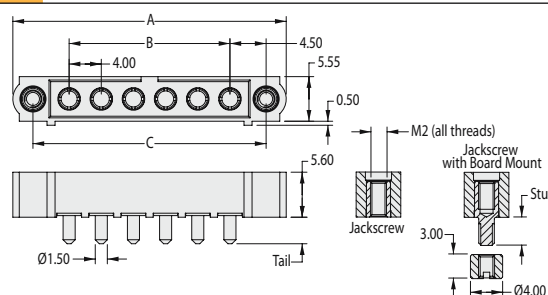
OFF THE SHELF

Male Vertical Off-The-Shelf

- A selection of stocked Datamate Mix-Tek solder tail standard layouts.
- Choice to suit two PCB thicknesses and two stud lengths.
- Mates with connectors shown on page 79.

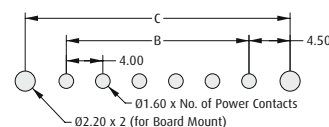


POWER CONTACTS ONLY



CALCULATION

A	$B + 14$
B	$(\text{No. of Power contacts} - 1) \times 4$
C	$B + 9$



Recommended PC Board Pattern

HOW TO ORDER

M80 - 5000000 XX - XX - XXX - 00 - 000

JACKSCREW

M1	Jackscrew only
M2	With 3.5mm Board Mount stud
M3	With 5mm Board Mount stud

NO. OF POWER CONTACTS

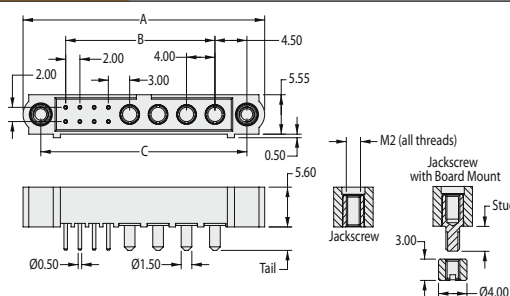
02, 04, 06, 08, 10

Refer to page 77 for stocked sizes.

POWER CONTACT PART NO.

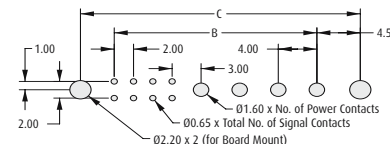
331	3.5mm Tail
332	5 mm Tail

SIGNAL AND POWER CONTACTS



CALCULATION

A	$B + 13$
B	$(\text{No. of Power contacts} - 1) \times 4 + \text{Total no. of Signal contacts} + 1$
C	$B + 8$



Recommended PC Board Pattern

HOW TO ORDER

M80 - 5T1 XX 05 XX - XX - 331 - 00 - 000

NO. OF SIGNAL CONTACTS

02, 04, 06, 08, 12

JACKSCREW

M1	Jackscrew only
M2	With 3.5mm Board Mount stud

Refer to page 77 for stocked sizes.

NO. OF POWER CONTACTS

02, 04

All dimensions in mm.