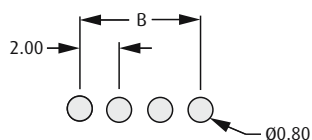



M22 Connectors – Polarised

Latched Male PC Tail

- ❖ Shrouded connectors for added protection of male pins.
- ❖ Mates with female connectors shown on page 136.
- ❖ Female crimp connector latches into both male connectors.

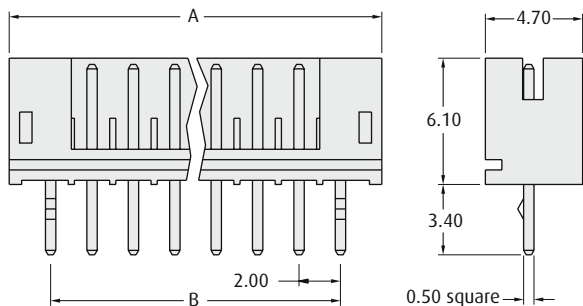


Recommended PC Board Pattern

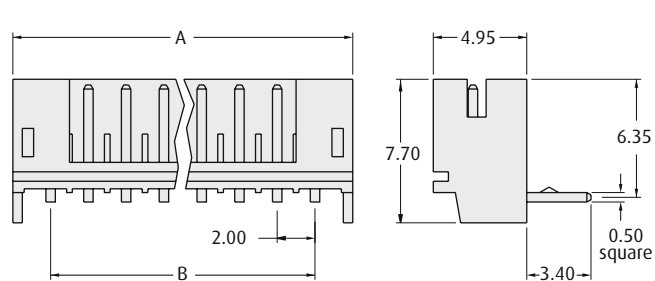
CALCULATION

A	$B + 4.00$
B	$2.00 \times (\text{No. of contacts per row} - 1)$

VERTICAL



HORIZONTAL



HOW TO ORDER

M22 - 22 X XX 46

SERIES CODE

TYPE

0	Vertical
1	Horizontal

FINISH

46 Tin

NO. OF CONTACTS PER ROW

02 to 15

All dimensions in mm.