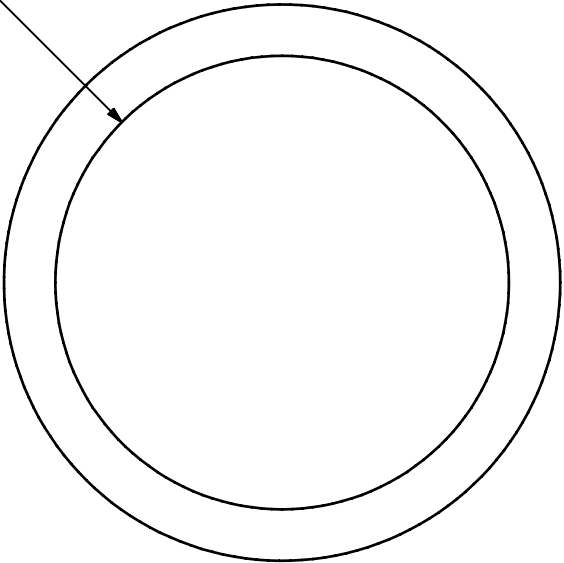
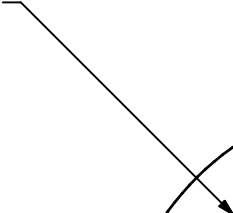



▲  
Ø15.0  
[.591 in]



- NOTES:
- 1. ALL DIMENSIONS IN MM [INCH]
  - 2. GENERAL TOLERANCE: X.X=±0.4  
X.XX=±0.25
  - 3. ▲ DENOTES CRITICAL PARAMETER.
  - 4. 2002/95/EC (ROHS) COMPLIANT

1.7  
[.067 in]



E-Switch									
TITLE E-SWITCH LOGO									
SCALE 4:1		DATE 5/17/2010		DR rc		DWG 52-PV4ORING15MM		REV A	

A	19067	New Release	5/17/10	rc
REV	PCR NO	DESCRIPTION	DATE	BY
THE INFORMATION CONTAINED IN THIS DOCUMENT IS PROPRIETARY TO E-SWITCH AND IS NOT TO BE COPIED OR TRANSFERRED				