
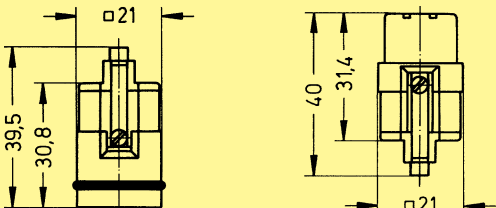

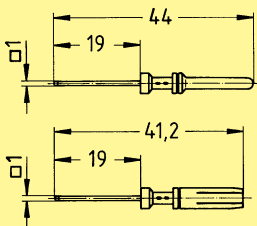

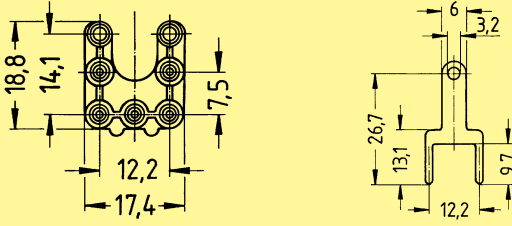

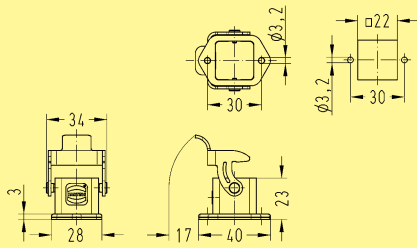




insert		Part number		Drawing	Dimensions in mm
		Male insert (M)	Female insert (F)		
Order contacts separately		09 12 005 3001	09 12 005 3101		
				Distance for contact max. 21 mm	
Solder contacts		Part number		Drawing	Dimensions in mm
		Male contacts	Female contacts		
to connect the PCP-Adapter		09 33 000 6195	09 33 000 6295		
PCB adapter		Part number		Drawing	Dimensions in mm
with PE contact panel		09 12 000 9905			
				Adapter	PE contact panel
Housings bulkhead mounting		Part number		Drawing	Dimensions in mm
Metal		09 62 003 0304			

PCB termination