


# M83 Datamate Connectors

## Male Horizontal PC Tail

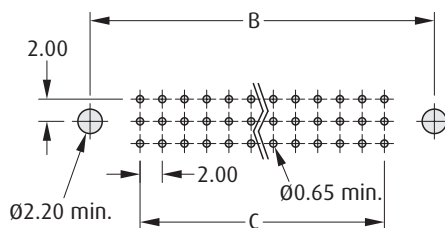
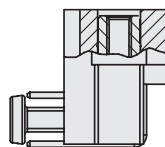
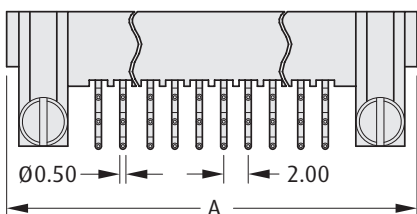
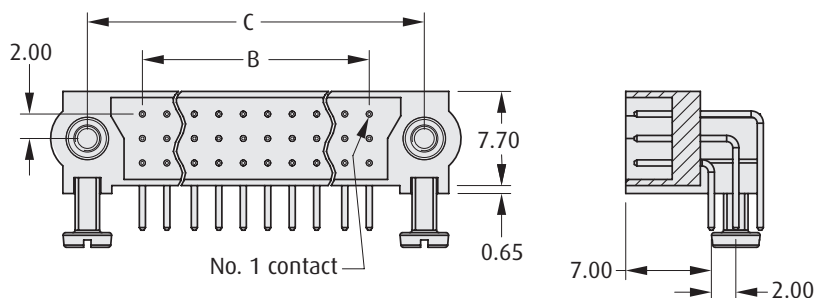
- ❖ Choice of compatible jackscrews.
- ❖ All contacts are gold finish for full RoHS compliance.
- ❖ See pages 75 and 76 for configurations including special contacts.
- ❖ Contact [datamate@harwin.com](mailto:datamate@harwin.com) for alternative contact configurations.



### MALE HORIZONTAL

### CALCULATION

<b>A</b>	$B + 15$
<b>B</b>	$(\text{Total No. of contacts} - 3) \times 2/3$
<b>C</b>	$B + 9$



Recommended PC Board Pattern

Diagram shown with Jackscrew M5 assembled.

### HOW TO ORDER

**M83 - LM L3 XX N XX - 0000 - 000**

**SERIES CODE**

**TAIL**

**L3** 4mm Tail

**TOTAL NO. OF CONTACTS**

**18, 27, 36, 48, 54, 60, 96**

**JACKSCREW**

<b>00</b>	No Jackscrew
<b>Mx</b>	Male Jackscrews - see page 65

All dimensions in mm.

[www.harwin.com](http://www.harwin.com)

