

DATA SHEET

SMV1283 Series: Hyperabrupt Junction Tuning Varactors

Applications

- Wideband VCOs

Features

- High tuning ratio
- Small footprint packages (MSL1, 260 °C per JEDEC J-STD-020)

NEW



Skyworks Green™ products are RoHS (Restriction of Hazardous Substances)-compliant, conform to the EIA/EICTA/JEITA Joint Industry Guide (JIG) Level A guidelines, are halogen free according to IEC-61249-2-21, and contain <1,000 ppm antimony trioxide in polymeric materials.





Description

The SMV1283 series of hyperabrupt junction tuning varactors are designed for very high capacitance tuning ratios with low series resistance. The varactor is well suited for wideband Voltage Controlled Oscillator (VCO) applications.

The packaging options are defined in Table 1. The absolute maximum ratings of the SMV1283 varactor series are provided in Table 2. Electrical specifications are specified in Table 3. Figure 1 shows the typical performance of capacitance versus voltage. The SPICE model for the SMV1283 series is shown in Figure 2 and the associated model parameters are provided in Table 4. The relationship between voltage and capacitance for the SMV1283 series is shown in Table 5.

Table 1. Packaging and Marking

	
Single	Single
SOD-323 Green™	SOD-882 Green™
SMV1283-011LF Marking: HQ	SMV1283-040LF Marking: HC1
Ls = 1.7 nH	Ls = 0.45 nH



The Pb-free symbol or "LF" in the part number denotes a lead-free, RoHS-compliant package unless otherwise noted as Green™. Tin/lead (Sn/Pb) packaging is not recommended for new designs.

Table 2. SMV1283 Series Absolute Maximum Ratings

Parameter	Symbol	Minimum	Maximum	Units
Reverse voltage	V_R		28	V
Power dissipation	P_{DIS}		250	mW
Forward current	I_F		20	mA
Operating temperature	T_{OP}	-55	+125	°C
Storage temperature	T_{STG}	-55	+150	°C

Note: Exposure to maximum rating conditions for extended periods may reduce device reliability. There is no damage to device with only one parameter set at the limit and all other parameters set at or below their nominal value. Exceeding any of the limits listed here may result in permanent damage to the device.

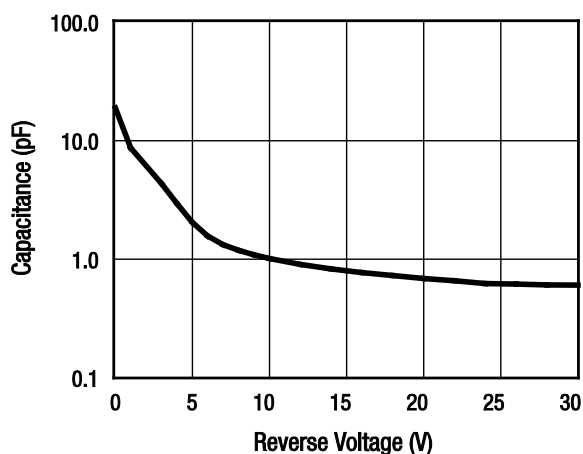
CAUTION: Although this device is designed to be as robust as possible, Electrostatic Discharge (ESD) can damage this device. This device must be protected at all times from ESD. Static charges may easily produce potentials of several kilovolts on the human body or equipment, which can discharge without detection. Industry-standard ESD precautions should be used at all times. The SMV1283 series varactor is a Class 0 Human Body Model (HBM) ESD device.

Table 3. SMV1283 Series Electrical Specifications (Note 1)
($T_{OP} = 25\text{ °C}$, Unless Otherwise Noted)

Parameter	Symbol	Test Condition	Min	Typical	Max	Units
Reverse leakage current	I_R	$V_R = 26\text{ V}$			20	nA
Reverse breakdown voltage	V_{BR}	$I_R = 10\text{ }\mu\text{A}$	28			V
Capacitance	C_T	$f = 1\text{ MHz}$				
		$V_R = 1\text{ V}$	8.50	9.10	9.70	pF
		$V_R = 26\text{ V}$	0.48	0.62	0.75	pF
Capacitance ratio	C_{TR}	$C_T @ 1\text{ V} / C_T @ 26\text{ V}$	14.0	14.7		—
Series resistance	R_S	$V_R = 1\text{ V}, f = 500\text{ MHz}$		2.4		Ω

Note 1: Performance is guaranteed only under the conditions listed in this Table.

Typical Performance Characteristics

**Figure 1. Capacitance vs Reverse Voltage**

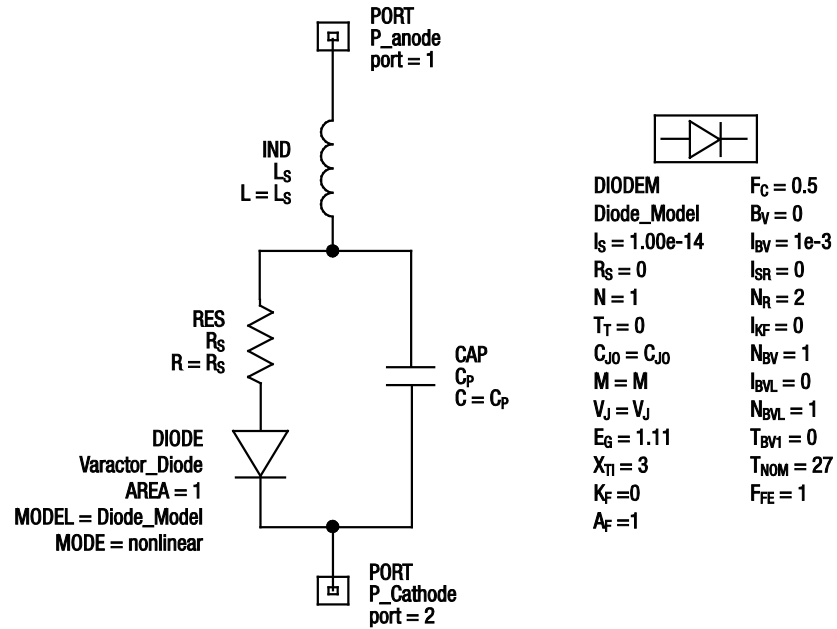


Figure 2. SPICE Model

Table 4. SPICE Model Parameters

Part Number	C _{J0} (pF)	V _J (V)	M	C _p (pF)	R _s (Ω)	L _s (nH)
SMV1283-011LF	19	3	2.6	0.58	2.4	1.7
SMV1283-040LF	19	3	2.6	0.58	2.4	0.45

Table 5. Capacitance vs Reverse Voltage

Voltage (V_R) (V)	Typical Capacitance (C_T) (pF)
0	14.228
1	9.130
2	6.651
3	4.967
4	3.643
5	2.582
6	1.825
7	1.391
8	1.167
9	1.032
10	0.939
12	0.815
14	0.734
16	0.674
18	0.627
20	0.589
26	0.517

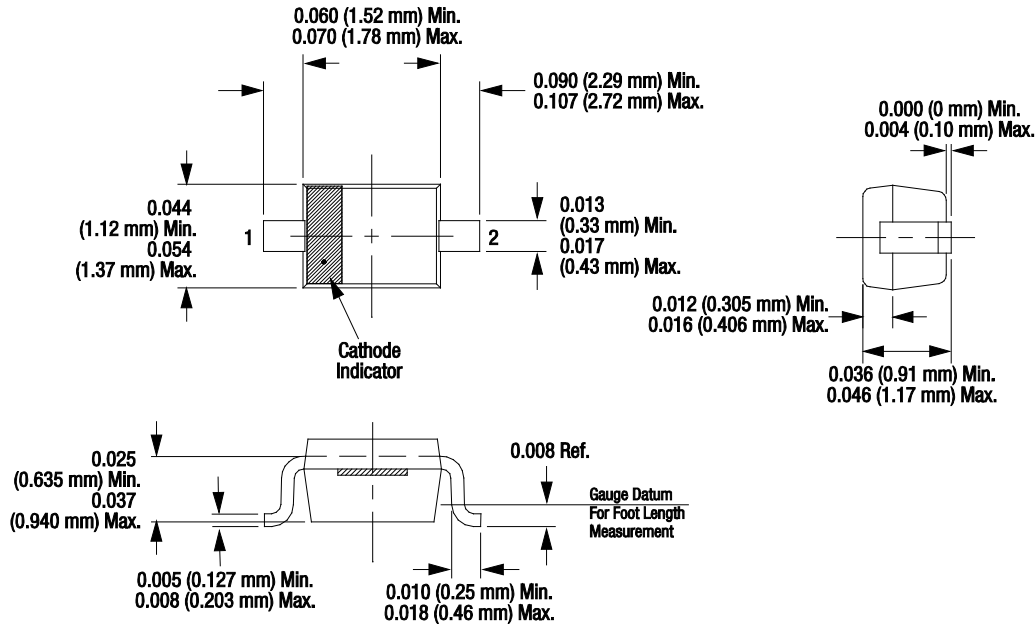
Package and Handling Information

Package dimensions, and tape and reel dimensions for the SOD-323 are shown in Figures 3 and 4, respectively. Package dimensions, and tape and reel dimensions for the SOD-882 are provided in Figures 5 and 6, respectively.

Instructions on the shipping container label regarding exposure to moisture after the container seal is broken must be followed. Otherwise, problems related to moisture absorption may occur when the part is subjected to high temperature during solder assembly.

The SMV1283 series are rated to Moisture Sensitivity Level 1 (MSL1) at 260 °C. It can be used for lead or lead-free soldering. For additional information, refer to the Skyworks Application Note, *Solder Reflow Information*, document number 200164.

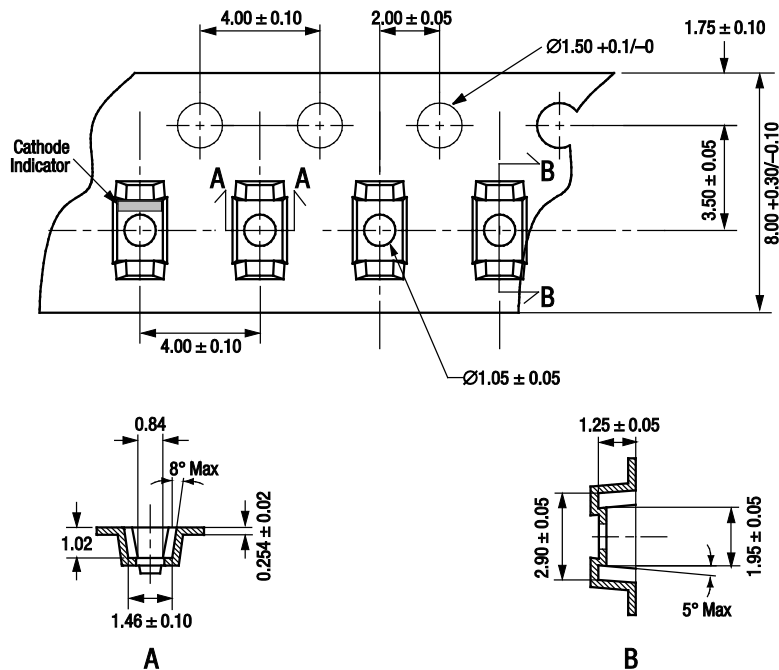
Care must be taken when attaching this product, whether it is done manually or in a production solder reflow environment. Production quantities of this product are shipped in a standard tape and reel format.



Dimensions are in inches (millimeters shown in parentheses)

S1619

Figure 3. SOD-323 Package Dimensions

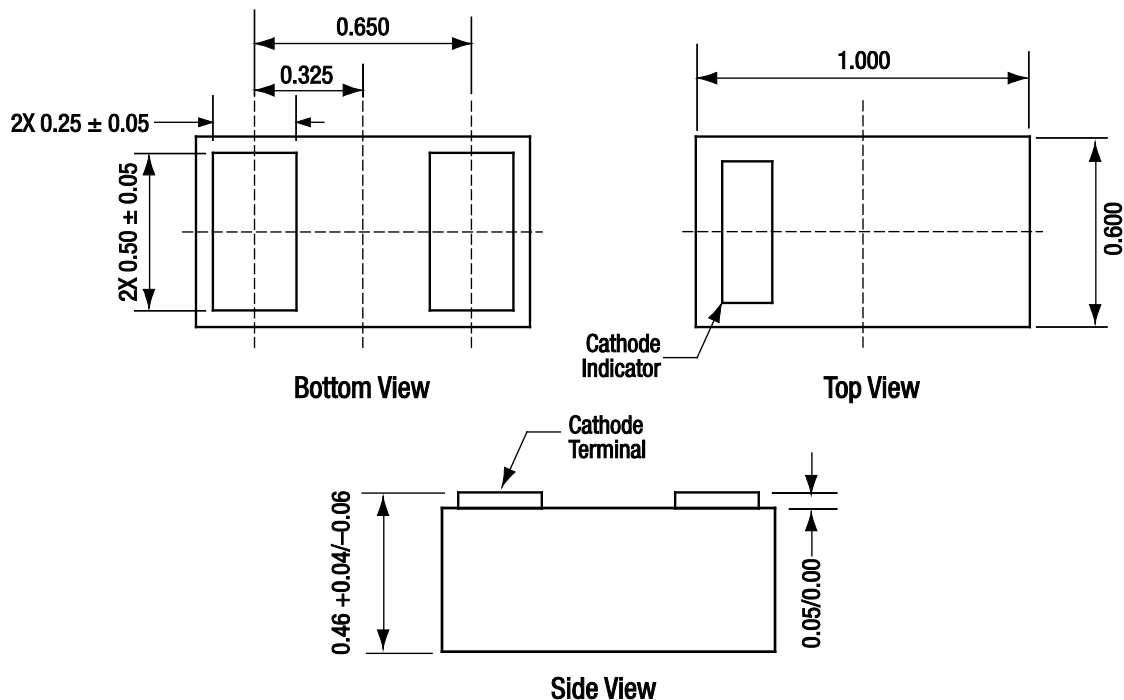


Notes:

1. Carrier tape: black conductive polycarbonate or polystyrene.
2. Cover tape: transparent conductive material.
3. Cover tape size: 5.5 mm width.
4. ESD surface resistivity is $\geq 1 \times 10^5 \sim 1 \times 10^{11}$ Ohms/square.
5. 10 sprocket hole pitch cumulative tolerance: ± 0.20 mm.
6. A₀ and B₀ measured on plane 0.30 mm above bottom of the pocket.
7. All measurements are in millimeters.
8. Standard reel size is 7 inches. Standard reel quantity is 3000 pcs.

S2061

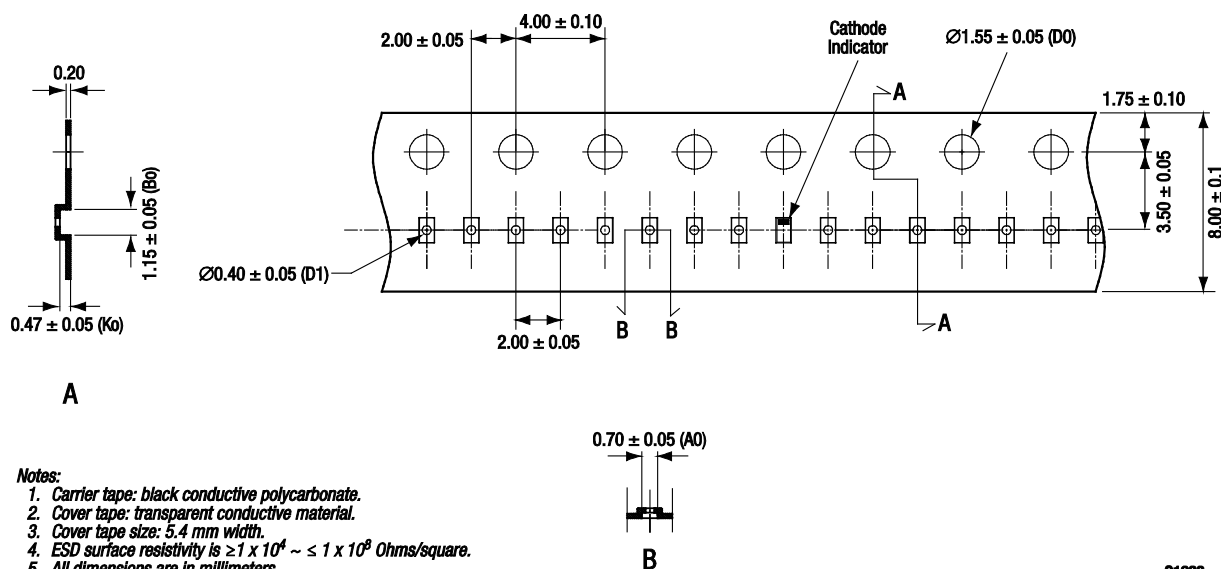
Figure 4. SOD-323 Tape and Reel Dimensions



All dimensions in millimeters

S1892

Figure 5. SOD-882 Package Dimensions



S1922

Figure 6. SOD-882 Tape and Reel Dimensions

Copyright © 2002-2005, 2007, 2009, 2010, 2011 Skyworks Solutions, Inc. All Rights Reserved.

Information in this document is provided in connection with Skyworks Solutions, Inc. ("Skyworks") products or services. These materials, including the information contained herein, are provided by Skyworks as a service to its customers and may be used for informational purposes only by the customer. Skyworks assumes no responsibility for errors or omissions in these materials or the information contained herein. Skyworks may change its documentation, products, services, specifications or product descriptions at any time, without notice. Skyworks makes no commitment to update the materials or information and shall have no responsibility whatsoever for conflicts, incompatibilities, or other difficulties arising from any future changes.

No license, whether express, implied, by estoppel or otherwise, is granted to any intellectual property rights by this document. Skyworks assumes no liability for any materials, products or information provided hereunder, including the sale, distribution, reproduction or use of Skyworks products, information or materials, except as may be provided in Skyworks Terms and Conditions of Sale.

THE MATERIALS, PRODUCTS AND INFORMATION ARE PROVIDED "AS IS" WITHOUT WARRANTY OF ANY KIND, WHETHER EXPRESS, IMPLIED, STATUTORY, OR OTHERWISE, INCLUDING FITNESS FOR A PARTICULAR PURPOSE OR USE, MERCHANTABILITY, PERFORMANCE, QUALITY OR NON-INFRINGEMENT OF ANY INTELLECTUAL PROPERTY RIGHT; ALL SUCH WARRANTIES ARE HEREBY EXPRESSLY DISCLAIMED. SKYWORKS DOES NOT WARRANT THE ACCURACY OR COMPLETENESS OF THE INFORMATION, TEXT, GRAPHICS OR OTHER ITEMS CONTAINED WITHIN THESE MATERIALS. SKYWORKS SHALL NOT BE LIABLE FOR ANY DAMAGES, INCLUDING BUT NOT LIMITED TO ANY SPECIAL, INDIRECT, INCIDENTAL, STATUTORY, OR CONSEQUENTIAL DAMAGES, INCLUDING WITHOUT LIMITATION, LOST REVENUES OR LOST PROFITS THAT MAY RESULT FROM THE USE OF THE MATERIALS OR INFORMATION, WHETHER OR NOT THE RECIPIENT OF MATERIALS HAS BEEN ADVISED OF THE POSSIBILITY OF SUCH DAMAGE.

Skyworks products are not intended for use in medical, lifesaving or life-sustaining applications, or other equipment in which the failure of the Skyworks products could lead to personal injury, death, physical or environmental damage. Skyworks customers using or selling Skyworks products for use in such applications do so at their own risk and agree to fully indemnify Skyworks for any damages resulting from such improper use or sale.

Customers are responsible for their products and applications using Skyworks products, which may deviate from published specifications as a result of design defects, errors, or operation of products outside of published parameters or design specifications. Customers should include design and operating safeguards to minimize these and other risks. Skyworks assumes no liability for applications assistance, customer product design, or damage to any equipment resulting from the use of Skyworks products outside of stated published specifications or parameters.

Skyworks, the Skyworks symbol, and "Breakthrough Simplicity" are trademarks or registered trademarks of Skyworks Solutions, Inc., in the United States and other countries. Third-party brands and names are for identification purposes only, and are the property of their respective owners. Additional information, including relevant terms and conditions, posted at www.skyworksinc.com, are incorporated by reference.