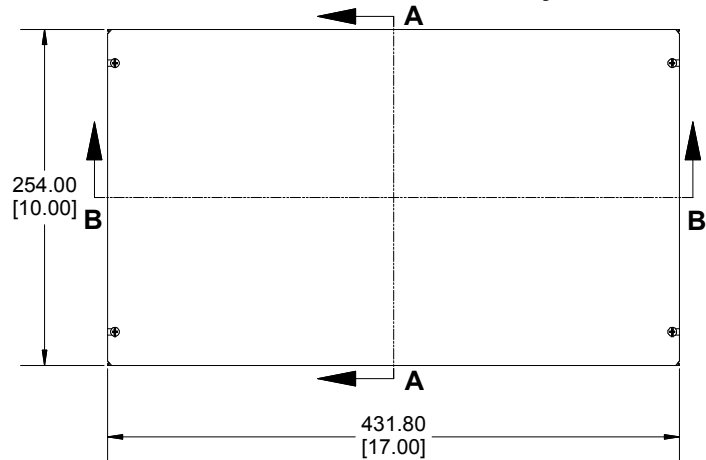
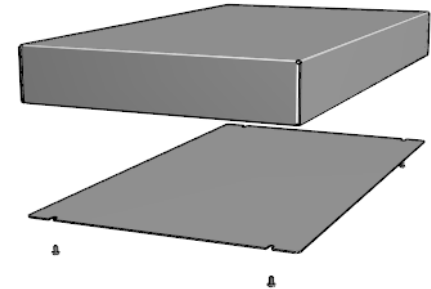
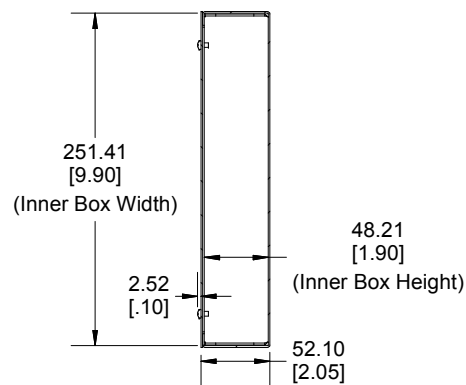


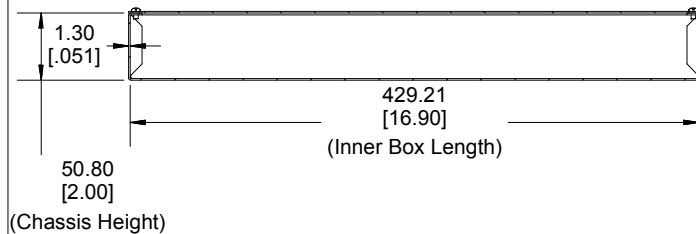
**Bottom View of Assembly**



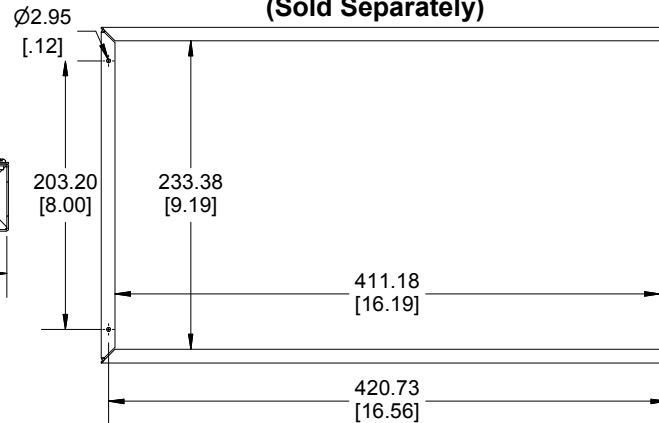
**SECTION A-A  
End View of Assembly**





**SECTION B-B  
Side View of Assembly**



**Bottom View of Chassis  
(Sold Separately)**



**Bottom Plate  
(Sold Separately)**



Enclosures can be Factory Modified ( Milling, Drilling, Printing etc.)  
Contact Factory [mjm@hammondmg.com](mailto:mjm@hammondmg.com) for quotes  
Solid models of this enclosure available in STEP or IGES.

**NOTE**

All Components Sold Separately  
Chassis is Made of 0.051" Aluminum.  
Bottom Plate is Made of 0.051" Aluminum.

**PART NUMBERS**

**1444-30 Enclosure**

Unfinished Chassis

1444-30

Unfinished Bottom Plate

1434-30

**ACCESSORIES**

Unfinished Cover Screws (Pkg 6)

1421J6

[6-32 x 1/4" Self-Tapping Screws]



**HAMMOND  
MANUFACTURING™**

**1444-30**

[www.hammondmg.com](http://www.hammondmg.com)

**Dimensions:**  
mm  
[inches]