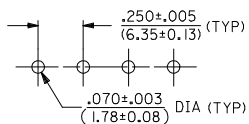


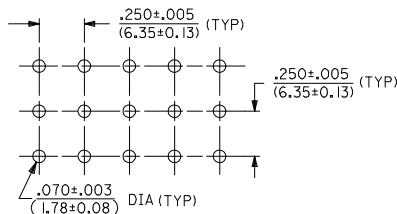
SEE CHARTS FOR "B" DIMENSION

P.C. BOARD MOUNTING DIMENSIONS

2, 3, & 4 POSITION HEADER ASSEMBLIES



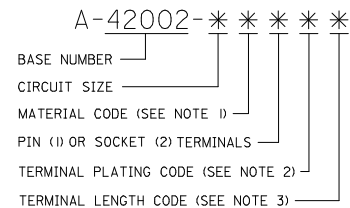
6, 9, 12 & 15 POSITION HEADER ASSEMBLIES



NOTES:

- MATERIAL CODES:
 A= NYLON 6/6, 94V-2, NATURAL
 C= PLOYESTER, 94V-0, WHITE/NATURAL
 D= NYLON V-2
 COLOUR:BLACK(ZYTEL 101F)
 E= NYLON V-2
 COLOUR:NATURAL
 GLOWWIRE COMPATIBLE WITH CTI OF 325V
- PLATING CODES:
 A = ES-88-P921
 3.54m MIN 64m MAX OVERALL TIN HOT-DIPPED (BRIGHT FINISH)
- TERMINAL LENGTH CODES:
 I= TERMINAL FOR .062/(1.57) THICK PC BOARD
- DIMENSIONS ARE FOR REFERENCE ONLY UNLESS INDICATED OTHERWISE.
- HEADER ASSEMBLY HOUSINGS MATE WITH :
 PLUG HOUSINGS, .084/(2.13) DIA. SERIES: (42021-**)
- CONTACTS ARE ON .250/(6.35) GRID CENTERLINE SPACING.

LEGEND:



ENTER DESCRIPTION EC NO: 12013-0188 DRWN:SS06 CHKD: APPR:KPRASAD REV: D2	QUALITY SYMBOLS ▽=0 ▽=0 ▽=0	GENERAL TOLERANCES (UNLESS SPECIFIED)		DIMENSION STYLE IN/MM	SCALE NTS	DESIGN UNITS INCH	THIRD ANGLE PROJECTION
		mm	INCH	DRAWN BY SSUDHIR	DATE 2004/06/08	TITLE HEADER HOUSING ASSEMBLY .084/(2.13)DIA.SERIES	
		4 PLACES ±.005	±.005	CHECKED BY GJLOWE	DATE 2004/06/08		
		3 PLACES ±.010	±.010	APPROVED BY GJLOWE	DATE 2004/06/08		
		2 PLACES ±.013	±.013	MATERIAL NO. SEE CHART	DOCUMENT NO. SDA-42002-*****		
		1 PLACE ±.025	±.025	SHEET NO. 1 OF 2			
DRAFT WHERE APPLICABLE MUST REMAIN WITHIN DIMENSIONS		THIS DRAWING CONTAINS INFORMATION THAT IS PROPRIETARY TO MOLEX INCORPORATED AND SHOULD NOT BE USED WITHOUT WRITTEN PERMISSION					

PART NO.	ENG. NO.	CIRCUIT SIZE	MATERIAL (SEE NOTE 1)	INSULATOR PART NO.	PLATING (SEE NOTE 2)	TERMINAL PART NO.	"B" DIM ±.015
10-84-4020	A-42002-2A1A1	2	A	42002-2A	A	42005-P921A	.17/(4,3)
10-84-5020	A-42002-2C1A1		C	42002-2C	A	42005-P921A	
10-84-4022	A-42002-2A2A1		A	42002-2A	A	42006-P921A	
10-84-5021	A-42002-2C2A1		C	42002-2C	A	42006-P921A	
367590101	36759-0101		D	366480042	A	42005-P921A	
367590141	36759-0141		D	366480042	A	42006-P921A	
367570101	36757-0101	E	367570001	A	42005-P921A		
367570141	36757-0141	E	367570001	A	42006-P921A		
10-84-4030	A-42002-3A1A1	3	A	42002-3A	A	42005-P921A	.17/(4,3)
10-84-5030	A-42002-3C1A1		C	42002-3C	A	42005-P921A	
10-84-4032	A-42002-3A2A1		A	42002-3A	A	42006-P921A	
10-84-5031	A-42002-3C2A1		C	42002-3C	A	42006-P921A	
367590102	36759-0102		D	366480043	A	42005-P921A	
367590142	36759-0142		D	366480043	A	42006-P921A	
367570102	36757-0102	E	367570002	A	42005-P921A		
367570142	36757-0142	E	367570002	A	42006-P921A		
10-84-4040	A-42002-4A1A1	4	A	42002-4A	A	42005-P921A	.17/(4,3)
10-84-5040	A-42002-4C1A1		C	42002-4C	A	42005-P921A	
10-84-4042	A-42002-4A2A1		A	42002-4A	A	42006-P921A	
10-84-5041	A-42002-4C2A1		C	42002-4C	A	42006-P921A	
367590103	36759-0103		D	366480044	A	42005-P921A	
367590143	36759-0143		D	366480044	A	42006-P921A	
367570103	36757-0103	E	367570003	A	42005-P921A		
367570143	36757-0143	E	367570003	A	42006-P921A		
10-84-4060	A-42002-6A1A1	6	A	42002-6A	A	42005-P921A	.17/(4,3)
10-84-5060	A-42002-6C1A1		C	42002-6C	A	42005-P921A	
10-84-4062	A-42002-6A2A1		A	42002-6A	A	42006-P921A	
10-84-5061	A-42002-6C2A1		C	42002-6C	A	42006-P921A	
367590104	36759-0104		D	366480045	A	42005-P921A	
367590144	36759-0144		D	366480045	A	42006-P921A	
367570104	36757-0104	E	367570004	A	42005-P921A		
367570144	36757-0144	E	367570004	A	42006-P921A		
10-84-4090	A-42002-9A1A1	9	A	42002-9A	A	42005-P921A	.17/(4,3)
10-84-5090	A-42002-9C1A1		C	42002-9C	A	42005-P921A	
10-84-4092	A-42002-9A2A1		A	42002-9A	A	42006-P921A	
10-84-5091	A-42002-9C2A1		C	42002-9C	A	42006-P921A	
367590105	36759-0105		D	366480046	A	42005-P921A	
367590145	36759-0145		D	366480046	A	42006-P921A	
367570105	36757-0105	E	367570005	A	42005-P921A		
367570145	36757-0145	E	367570005	A	42006-P921A		
10-84-4120	A-42002-12A1A1	12	A	42002-12A	A	42005-P921A	.17/(4,3)
10-84-5120	A-42002-12C1A1		C	42002-12C	A	42005-P921A	
10-84-4122	A-42002-12A2A1		A	42002-12A	A	42006-P921A	
10-84-5121	A-42002-12C2A1		C	42002-12C	A	42006-P921A	
367590106	36759-0106		D	366480047	A	42005-P921A	
367590146	36759-0146		D	366480047	A	42006-P921A	
367570106	36757-0106	E	367570006	A	42005-P921A		
367570146	36757-0146	E	367570006	A	42006-P921A		
10-84-4150	A-42002-15A1A1	15	A	42002-15A	A	42005-P921A	.17/(4,3)
10-84-5150	A-42002-15C1A1		C	42002-15C	A	42005-P921A	
10-84-4152	A-42002-15A2A1		A	42002-15A	A	42006-P921A	
10-84-5151	A-42002-15C2A1		C	42002-15C	A	42006-P921A	
367590107	36759-0107		D	366480057	A	42005-P921A	
367590147	36759-0147		D	366480057	A	42006-P921A	
367570107	36757-0107	E	367570007	A	42005-P921A		
367570147	36757-0147	E	367570007	A	42006-P921A		

ENTER DESCRIPTION ELEC NO: 1203-0188 DRWN:SS36 CHKD: APPR:KFRASAD 2013/06/05 2013/06/06 REV	QUALITY SYMBOLS	GENERAL TOLERANCES (UNLESS SPECIFIED)	DIMENSION STYLE	SCALE	DESIGN UNITS	THIRD ANGLE PROJECTION
	▽=0	m/m INCH	IN/MM	NTS	INCH	
	▽=0	4 PLACES ± --- ± --- 3 PLACES ± --- ± .005 2 PLACES ± 0.13 ± .010 1 PLACE ± 0.25 ± ---	DRAWN BY DATE SSUDHIR 2004/06/08 CHECKED BY DATE GJL OWE 2004/06/08 APPROVED BY DATE GJL OWE 2004/06/08	TITLE HEADER HOUSING ASSEMBLY .084/(2.13)DIA.SERIES		
	▽=0	DRAFT WHERE APPLICABLE MUST REMAIN WITHIN DIMENSIONS	SEE CHART	MOLEX INCORPORATED DOCUMENT NO. SDA-42002-***** SHEET NO. 2 OF 2		
THIS DRAWING CONTAINS INFORMATION THAT IS PROPRIETARY TO MOLEX INCORPORATED AND SHOULD NOT BE USED WITHOUT WRITTEN PERMISSION						