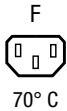


IEC Appliance Outlet F, Screw-on Mounting, Front Side, Solder or Quick-connect Terminal

V-Lock



6600-3



### Description

- Panel Mount:  
Screw-on mounting from front side
- 1 Function:
- Connector, Pin temperature 70 °C, Protection class I
- Solder terminals or quick connect terminals

### Approvals

- VDE Certificate Number: 40017345
- UL File Number: E103791
- CCC File Number: 2012010204546362

### Other versions on request

- Types for rivet mounting available upon request
- Types for enhanced glow wire test requirements acc. IEC 60695-2-12 and -13 for the use in unattended household equipment acc. IEC 60335-1

### Weblinks

[pdf-datasheet](#), [html-datasheet](#), [General Product Information](#), [Approvals](#), [CE declaration of conformity](#), [RoHS](#), [CHINA-RoHS](#), [Mating Connectors](#), [e-Shop](#), [SCHURTER-Stock-Check](#), [Distributor-Stock-Check](#), [CAD-Drawings](#), [Accessories](#), [Wire Harnessing](#), [Mounting instruction](#), [Detailed request for product](#)

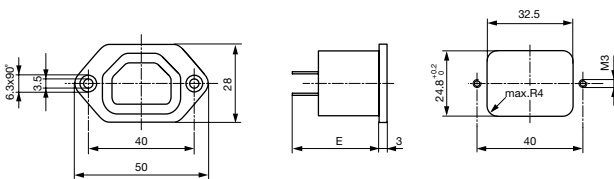
Newly available variants corresponding to V-Lock mating cordset. The connector is equipped with a notch intended for use with the latching cordset. The cord latching system prevents against accidental removal of the cordset.

### Technical Data

Ratings IEC	10A / 250VAC; 50Hz	Appliance Outlet	F acc. to IEC 60320,
Ratings UL/CSA	15A / 250VAC; 60Hz		UL 498, CSA C22.2 no. 182.3 (for cold conditions) pin-temperature 70 °C, 10A, Protection Class I
Dielectric Strength	> 2 kVAC between L-N > 2 kVAC between L/N-PE (1 min/50Hz)		
Allowable Operation Temp.	-25 °C to 70 °C		
Degree of Protection	from front side IP 30 acc. to IEC 60529		
Protection Class	Suitable for appliances with protection class I acc. to IEC 61140		
Terminal	Solder terminals or quick connect terminals		
Panel Thickness s	Screw: max 8 mm Mounting screw torque max 0.5 Nm		
Material: Housing	Thermoplastic, black, UL 94V-0		

### Dimensions

6600-3



- E: Solder terminals: 24.1 mm
- E: Quick connect terminals 4.8 x 0.8 mm: 26.5 mm
- E: Quick connect terminals 6.3 x 0.8 mm: 27.5 mm

## Variants

Panel mounting	Panel Thickness s [mm]	Terminal	Order Number
Screw	-	Quick connect terminals 4.8 x 0.8 mm	6600.3200
Screw	-	Quick connect terminals 4.8 x 0.8 mm	6600.3200.21
Screw	-	Quick connect terminals 6.3 x 0.8 mm	6600.3300
Screw	-	Quick connect terminals 6.3 x 0.8 mm	6600.3300.21
Screw	-	Solder terminals	6600.3100
Screw	-	Solder terminals	6600.3100.21


Suffix ".21" corresponds to the version with V-Lock mating cordset. The connector is equipped with a notch intended for use with the latching cordset. The cord latching system prevents against accidental removal of the cordset.

Articles for enhanced glow wire test requirements acc. IEC 60695-2-12 and -13 can be ordered with ending ".15" (xxxx.xxxx.15). They are suitable for the use in unattended household equipment acc. IEC 60335-1.

**Packaging unit** 50 Pcs

## Accessories

### Description



Assorted Covers  
Rear Cover



Wire Harness  
Wire harness for SCHURTER products



Cord retaining kits  
Cord retaining strain relief

## Mating Inlets/Plugs

### Category / Description

#### Plug Overview complete



IEC Plug E, Cord Connector (Rewireable), Straight, max. cable Diameter 8.5 mm	4732
IEC Plug E, Cord Connector (Rewireable), Angled, max. Cable Diameter 8.5 mm	4733
IEC Plug E, Cord Connector (Rewireable), Straight, max. Cable Diameter 10 mm	4735
IEC Plug E, Cord Connector (Rewireable), Angled, max. Cable Diameter 10 mm	4736
IEC Plug E, Cord Connector (Rewireable), Straight	9009
Plug further types to 6600-3	...