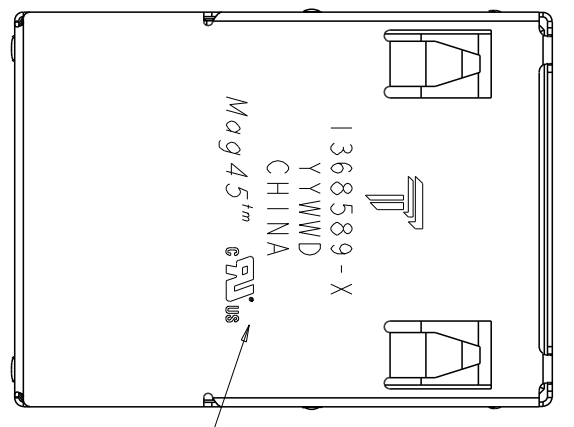
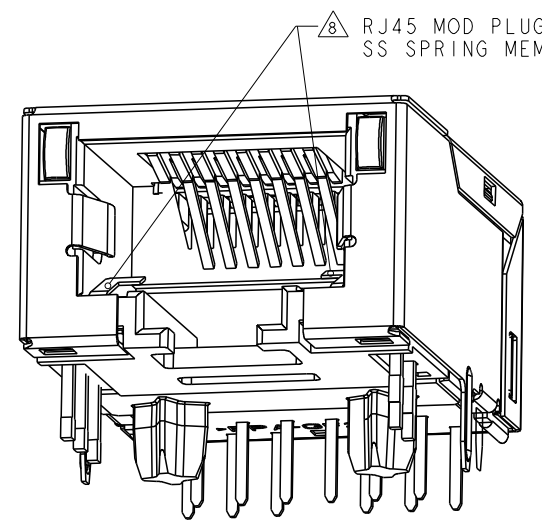
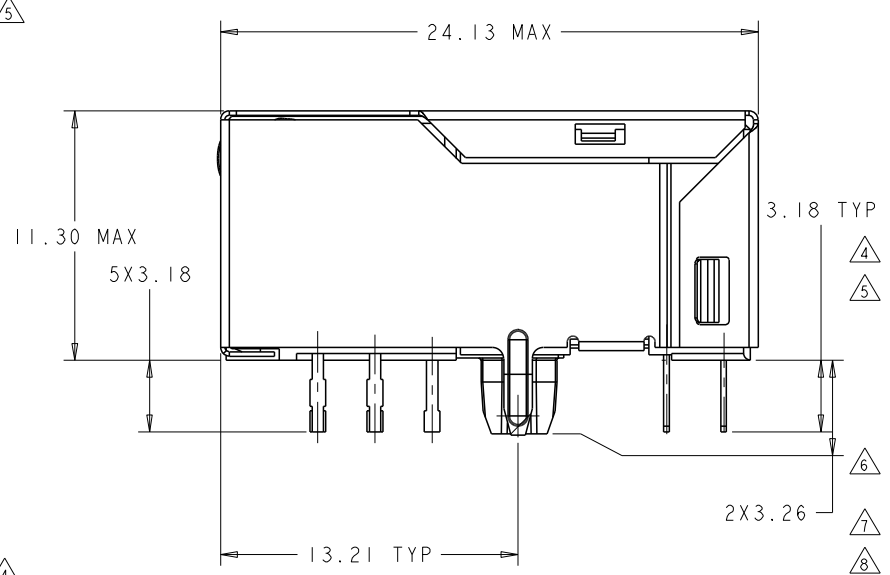
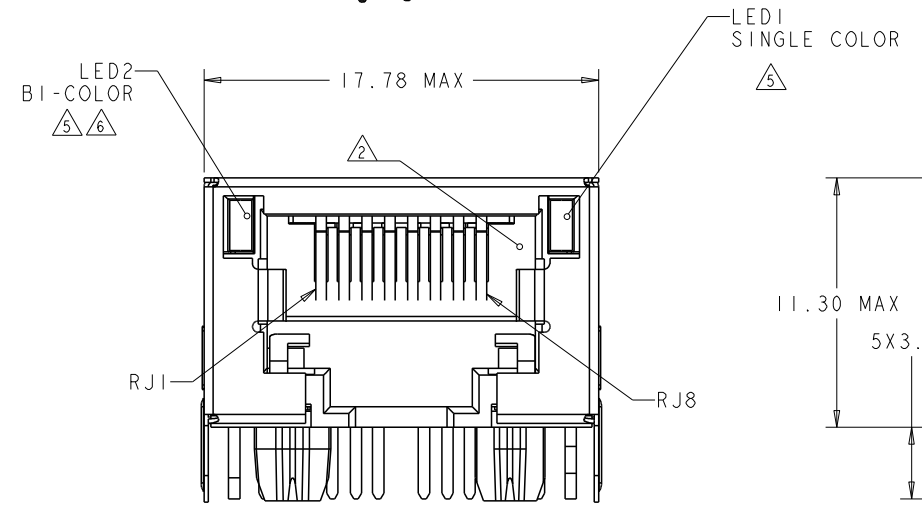


REVISIONS				
P	DATE	DESCRIPTION	BY	APPD
F	05MAY2013	LOGO CHANGE	TY	KZ



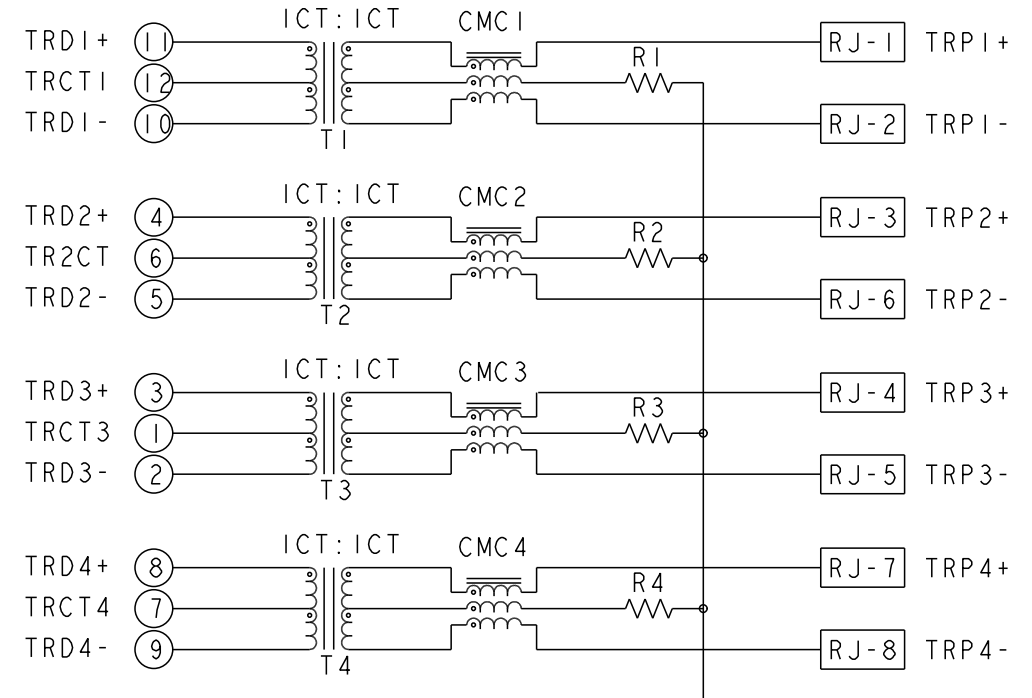
- MATERIALS:**
 -HOUSING: HIGH TEMPERATURE NYLON, BLACK, UL 94V-0
 -SHIELD: 0.20±0.02mm THICK, BRASS PREPLATED WITH 0.76µm MIN SEMI-BRIGHT NICKEL; POST-DIPPED WITH 2 µm MIN SAC 305 ALLOY LEAD FREE SOLDER (TIN PRIMARY, 3% SILVER, 0.5% COPPER)
 -CONTACT TAILS: 0.25mm THICK, PHOSPHOR BRONZE, 1.27 µm MIN OVERALL NICKEL UNDERPLATE, 3 µm MIN TIN PLATE
 -MOD JACK CONTACTS: 0.25mm THICK, PHOSPHOR BRONZE, 1.27 µm MIN OVERALL NICKEL UNDERPLATE, WITH 0.76µm MIN LOCALIZED GOLD PLATE AT PLUG INTERFACE
 -LIGHT EMITTING DIODE (LED): DIFFUSED EPOXY LENS, CARBON STEEL WIREFRAME PREPLATED WITH 2.03µm SILVER PLATE OVER 1.02µm NICKEL OVER 1.02µm COPPER UNDERPLATES; LEADS POST-PLATED WITH 3.05 µm Min TIN.
 -LIGHT PIPE: POLYETHER SULFONE
- RJ45 JACK CAVITY CONFORMS TO FCC RULES AND REGULATIONS PART 68, SUB-PART F.



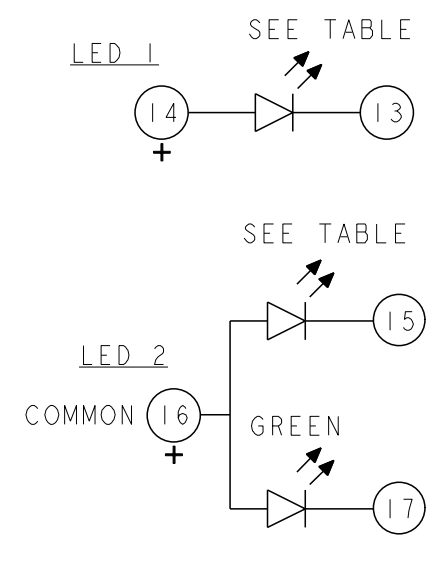
FREQUENCY	INSERTION LOSS (dB MAX)	RETURN LOSS (dB MIN) CIRCUIT IMPEDANCE = 100 OHMS ±15%	COMMON MODE REJECTION RATIO (dB MIN)	CROSSTALK ATTENUATION (dB MIN)
0.5 MHz-40.0 MHz	1.1	18.0	30	35
40.1 MHz-100.0 MHz		12-20 log(f/80) f IS FREQUENCY IN MHz		33-20 log(f/50) f IS FREQUENCY IN MHz

- ISOLATION VOLTAGE: COMPLIES WITH IEEE802.3.2002, PARA 40.6.1.1, ITEM a AND b
- OPERATING TEMPERATURE: FROM 0°C TO 70°C
- LED IS DRIVEN WITH CONSTANT CURRENT AT APPROX 20mA.
 LED COLOR: DOMINANT WAVELENGTH (λD): GREEN 568 nm TYP. at IF=20mA
 FORWARD VOLTAGE (VF): GREEN 2.2V TYP. at IF=20mA
 DOMINANT WAVELENGTH (λD): YELLOW 588 nm TYP. at IF=20mA
 FORWARD VOLTAGE (VF): YELLOW 2.1V TYP. at IF=20mA
 DOMINANT WAVELENGTH (λD): ORANGE 605 nm TYP. at IF=20mA
 FORWARD VOLTAGE (VF): ORANGE 2.1V TYP. at IF=20mA
- LED 2 WILL EMULATE "YELLOW" LIGHT WHEN BOTH GREEN AND ORANGE DIODES ARE DRIVEN AT CONSTANT CURRENT (20 mA RECOMMENDED) TO INDICATE THE THIRD COLOR STATE.
- ALL DIMENSIONS ARE NOMINAL UNLESS OTHERWISE NOTED.
- RJ45 MOD PLUG SELECTIVE - THIS CONNECTOR UTILIZES STEEL SPRING MEMBER WHICH PREVENTS THE INSERTION OF A RJ11 (6 POSITION) PLUG INTO THE JACK PORT, WHILE ALLOWING A RJ45 (8 POSITION) PLUG TO MATE FREELY.
 WARNING: THIS FEATURE WAS DEVELOPED FOR TYPICAL PLUG INSERTION FORCES. EXCESSIVE INSERTION FORCE MAY OVERCOME THE SELECTIVE FEATURES AND DAMAGE THE CONNECTOR.
- TRP CONNECTOR LOGO, DATE CODE, COUNTRY OF ORIGIN, AND AGENCY APPROVAL MARKING IN APPROXIMATE LOCATION SHOWN
- 10 1368589-1 & 1368589-9 SHOWN UNLESS OTHERWISE NOTED.
- 11 THESE PARTS ARE COMPLIANT WITH BOTH WAVE SOLDERING PROCESS PEAK SOLDERING TEMPERATURE 260°C MAX, 10 SECONDS MAX; AND IR REFLOW SOLDERING PROCESS PEAK SOLDERING TEMPERATURE 260°C MAX DURATION TIME 10 SECONDS MAX, OVER 230°C WITHIN 40- 60 SECONDS.

8G18 GIGABIT CIRCUIT



CI=1000PF, 3KV, ±10%, X7R DECOUPLING CAP
 RI-R4 = 75 OHMS, 1/16W, ±5% RESISTORS



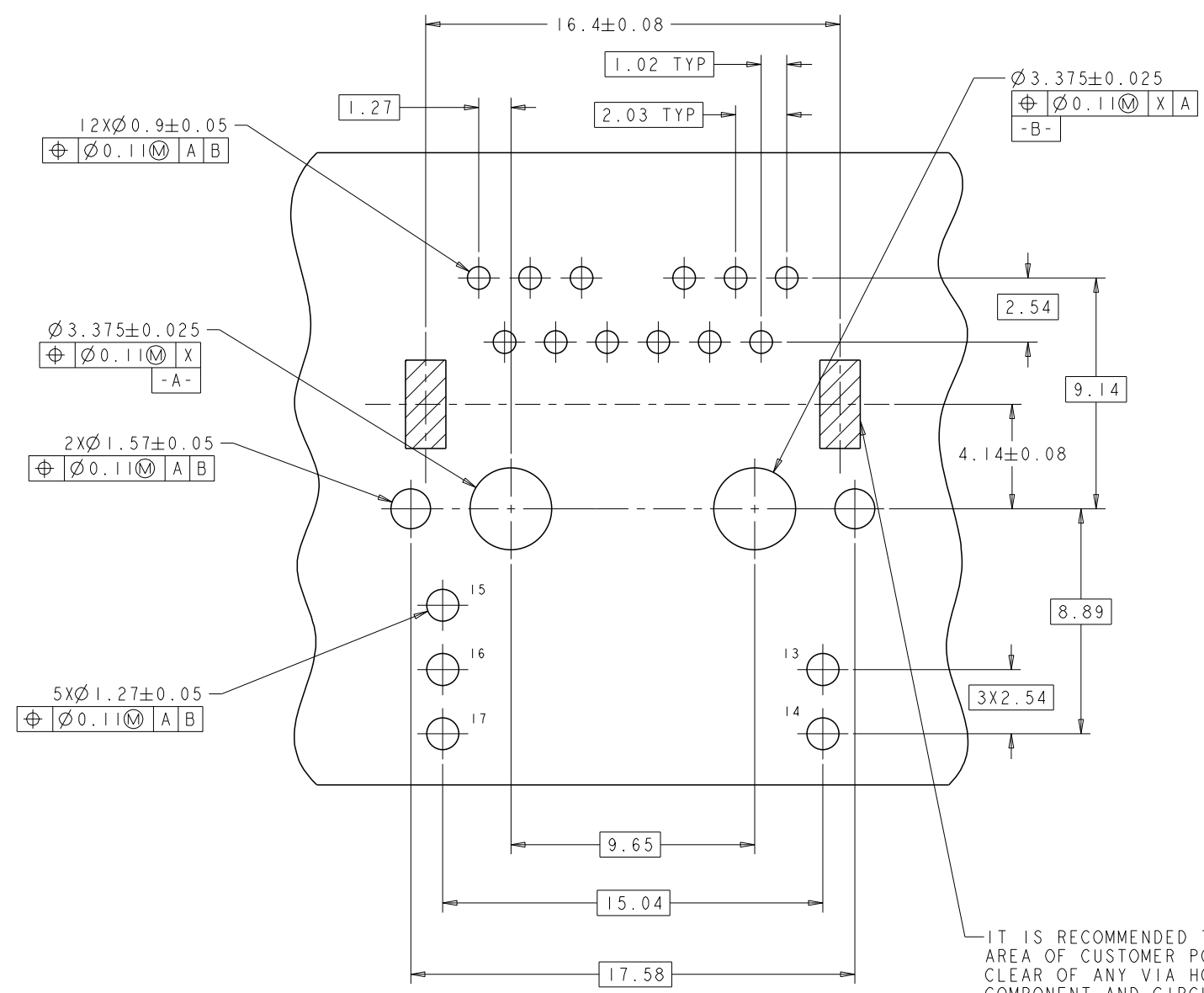
NO	G /YELLOW	GREEN	3.3	3.18	1368589-9
TOP AND SIDES	G /ORANGE	YELLOW	3.3	3.18	1368589-8
TOP AND SIDES	G /ORANGE	YELLOW	1.8	1.8	1368589-7
TOP ONLY	G /ORANGE	YELLOW	1.8	1.8	1368589-6
TOP AND SIDES	G /ORANGE	GREEN	3.3	3.18	1368589-5
NO	G /ORANGE	GREEN	1.8	1.8	1368589-4
NO	G /ORANGE	GREEN	3.3	3.18	1368589-3
NO	G /ORANGE	YELLOW	1.8	1.8	1368589-2
NO	G /ORANGE	YELLOW	3.3	3.18	1368589-1
GROUND TABS	LED 2	LED 1	DIM B	DIM A	PART NO.

THIS DRAWING IS A CONTROLLED DOCUMENT.

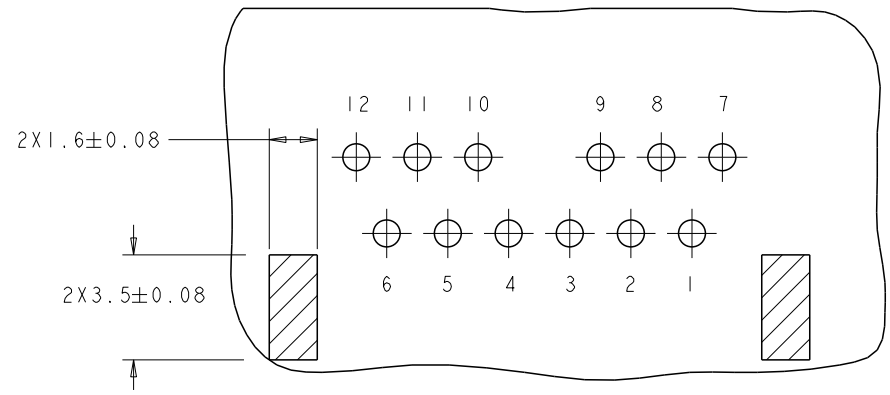
DRN: TOWER YU 27JUL2005
 CDR: TEDDY XIONG 27JUL2005
 APFD: TEDDY XIONG 27JUL2005

PRODUCT SPEC 108-2207
 APPLICATION SPEC 114-

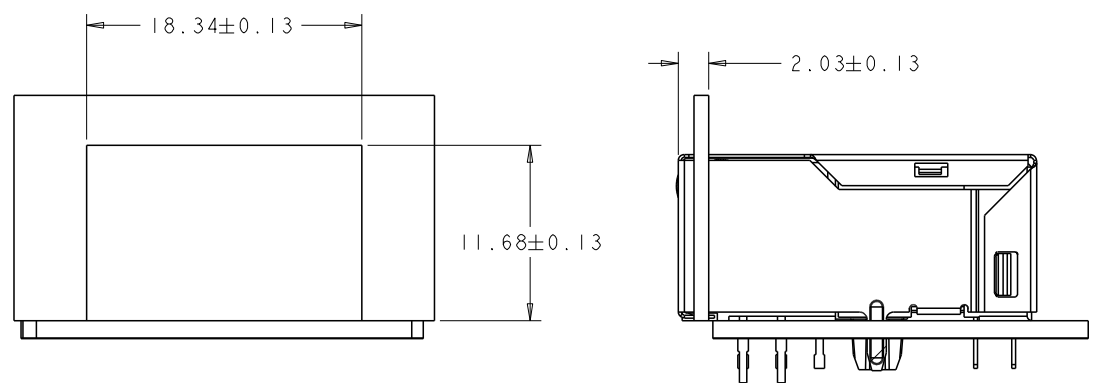
NAME: FXI MAG45(TM), JACK, 8G18 GIGABIT SHIELDED, LEDS, TAB DOWN
 SIZE: A1 CAGE CODE: 1368589 DRAWING NO: 108-2207
 RESTRICTED TO: CUSTOMER DRAWING SCALE: 4:1 SHEET: 1 OF 2 REV: F



SUGGESTED PCB LAYOUT
(COMPONENT SIDE)

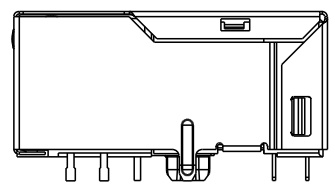
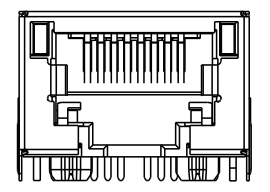


PIN DESIGNATIONS

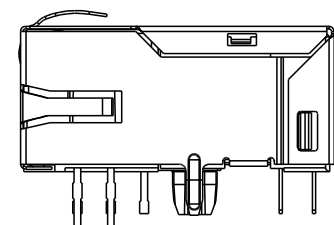
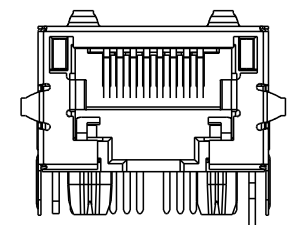


SUGGESTED PANEL OPENING

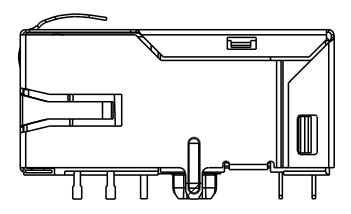
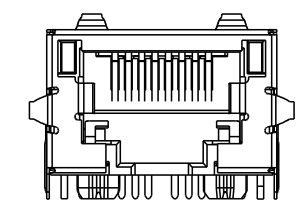
IT IS RECOMMENDED THAT SHADED AREA OF CUSTOMER PC BOARD BE CLEAR OF ANY VIA HOLE, COMPONENT AND CIRCUIT TRACE



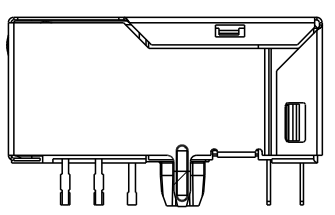
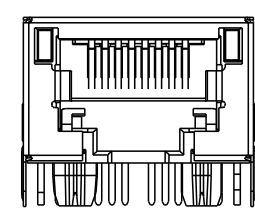
1368589-2
1368589-4



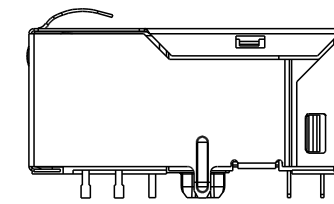
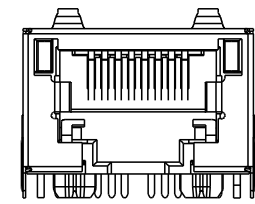
1368589-5
1368589-8



1368589-7



1368589-3



1368589-6

THIS DRAWING IS A CONTROLLED DOCUMENT.		DRW: TOWER YU 27JUL2005	TRP connector Dongguan China
DIMENSIONS: mm		CHK: TEDDY XIONG 27JUL2005	
TOLERANCES UNLESS OTHERWISE SPECIFIED:		APPD: TEDDY XIONG 27JUL2005	
0 PLC ±0.25 1 PLC ±0.25 2 PLC ±0.25 3 PLC ±0.25 4 PLC ±0.25 ANGLES ±1	PRODUCT SPEC 108-2207 APPLICATION SPEC 114-	NAME FX1 MAG45(TM), JACK, 8G18 GIGABIT SHIELDED, LEDS, TAB DOWN SIZE A1 CAGE CODE 1368589	RESTRICTED TO REV F
MATERIAL:	FINISH:	WEIGHT:	CUSTOMER DRAWING SCALE 8:1 SHEET 2 OF 2