

Silizium-PIN-Fotodiode mit Tageslichtsperrfilter
Silicon-PIN-Photodiode with Daylight Filter
Lead (Pb) Free Product - RoHS Compliant

SFH 205 F



Wesentliche Merkmale

- Speziell geeignet für Anwendungen bei 950 nm
- Kurze Schaltzeit (typ. 20 ns)
- 5 mm-Plastikbauform im LED-Gehäuse
- Auch gegurtet lieferbar

Anwendungen

- IR-Fernsteuerung von Fernseh- und Rundfunkgeräten, Videorecordern, Lichtdimmern, Gerätefernsteuerungen
- Lichtschranken für Gleich- und Wechsellichtbetrieb

Features

- Especially suitable for applications of 950 nm
- Short switching time (typ. 20 ns)
- 5 mm LED plastic package
- Also available on tape and reel

Applications

- IR-remote control of hi-fi and TV sets, video tape recorders, dimmers, remote control of various equipment
- Photointerrupters

Typ Type	Bestellnummer Ordering Code
SFH 205 F	Q62702P0102

Grenzwerte
Maximum Ratings

Bezeichnung Parameter	Symbol Symbol	Wert Value	Einheit Unit
Betriebs- und Lagertemperatur Operating and storage temperature range	$T_{op}; T_{stg}$	- 40 ... + 100	°C
Sperrspannung Reverse voltage	V_R	32	V
Verlustleistung, $T_A = 25\text{ °C}$ Total power dissipation	P_{tot}	150	mW

Kennwerte ($T_A = 25\text{ °C}$, $\lambda = 950\text{ nm}$)
Characteristics

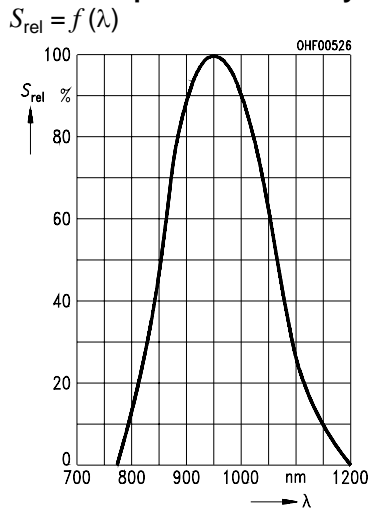
Bezeichnung Parameter	Symbol Symbol	Wert Value	Einheit Unit
Fotostrom Photocurrent $V_R = 5\text{ V}$, $E_e = 1\text{ mW/cm}^2$	I_P	60 (≥ 45)	μA
Wellenlänge der max. Fotoempfindlichkeit Wavelength of max. sensitivity	$\lambda_{S\text{ max}}$	950	nm
Spektraler Bereich der Fotoempfindlichkeit $S = 10\%$ von S_{max} Spectral range of sensitivity $S = 10\%$ of S_{max}	λ	800 ... 1100	nm
Bestrahlungsempfindliche Fläche Radiant sensitive area	A	7.00	mm^2
Abmessungen der bestrahlungsempfindlichen Fläche Dimensions of radiant sensitive area	$L \times B$ $L \times W$	2.65×2.65	$\text{mm} \times \text{mm}$
Halbwinkel Half angle	φ	± 60	Grad deg.
Dunkelstrom, $V_R = 10\text{ V}$ Dark current	I_R	2 (≤ 30)	nA
Spektrale Fotoempfindlichkeit Spectral sensitivity	S_λ	0.59	A/W
Quantenausbeute Quantum yield	η	0.77	Electrons Photon
Leerlaufspannung, $E_e = 0.5\text{ mW/cm}^2$ Open-circuit voltage	V_O	330 (≥ 250)	mV

Kennwerte ($T_A = 25\text{ °C}$, $\lambda = 950\text{ nm}$)

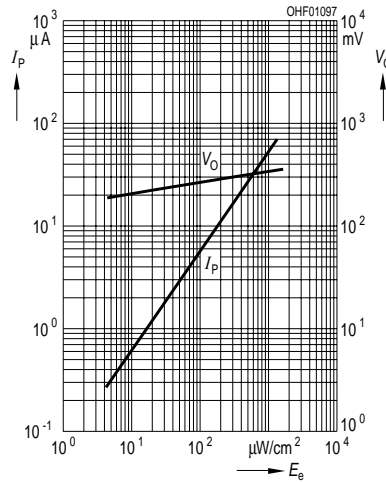
Characteristics (cont'd)

Bezeichnung Parameter	Symbol Symbol	Wert Value	Einheit Unit
Kurzschlußstrom, $E_e = 0.5\text{ mW/cm}^2$ Short-circuit current	I_{SC}	28	μA
Anstiegs- und Abfallzeit des Fotostromes Rise and fall time of the photocurrent $R_L = 50\ \Omega$; $V_R = 5\text{ V}$; $\lambda = 850\text{ nm}$; $I_p = 800\ \mu\text{A}$	t_r, t_f	20	ns
Durchlaßspannung, $I_F = 100\text{ mA}$, $E = 0$ Forward voltage	V_F	1.3	V
Kapazität, $V_R = 0\text{ V}$, $f = 1\text{ MHz}$, $E = 0$ Capacitance	C_0	72	pF
Temperaturkoeffizient von V_O Temperature coefficient of V_O	TC_V	- 2.6	mV/K
Temperaturkoeffizient von I_{SC} Temperature coefficient of I_{SC}	TC_I	0.18	%/K
Rauschäquivalente Strahlungsleistung Noise equivalent power $V_R = 10\text{ V}$	NEP	4.3×10^{-14}	$\frac{\text{W}}{\sqrt{\text{Hz}}}$
Nachweisgrenze, $V_R = 10\text{ V}$ Detection limit	D^*	6.2×10^{12}	$\frac{\text{cm} \times \sqrt{\text{Hz}}}{\text{W}}$

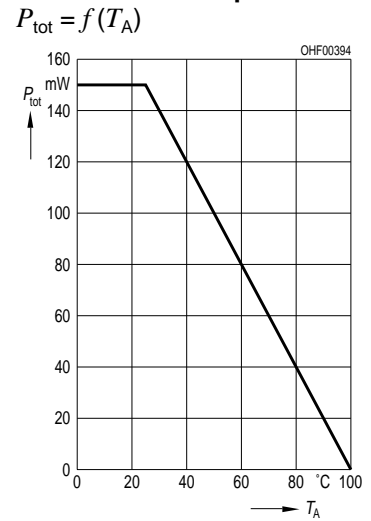
Relative Spectral Sensitivity



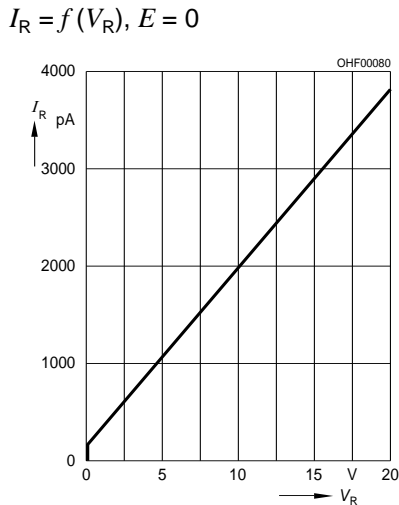
**Photocurrent $I_P = f(E_e), V_R = 5 V$
Open-Circuit Voltage $V_O = f(E_e)$**



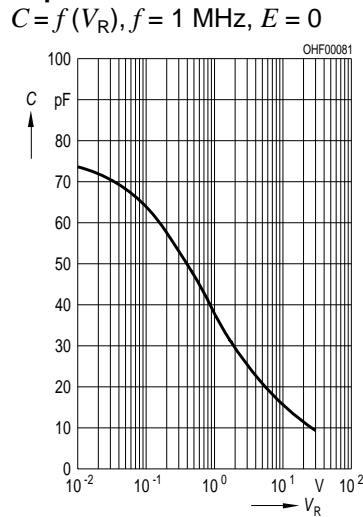
Total Power Dissipation



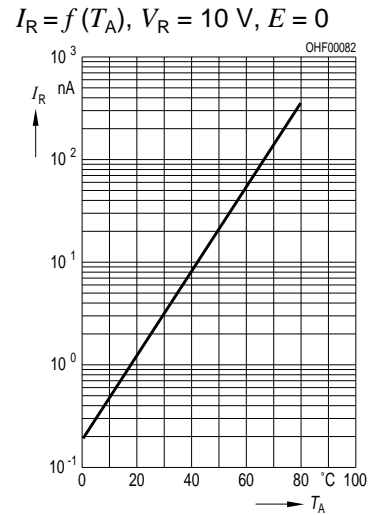
Dark Current



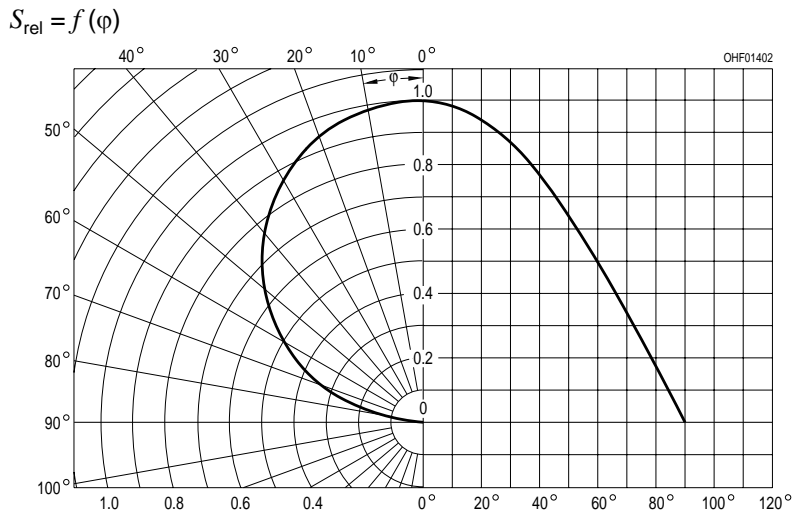
Capacitance



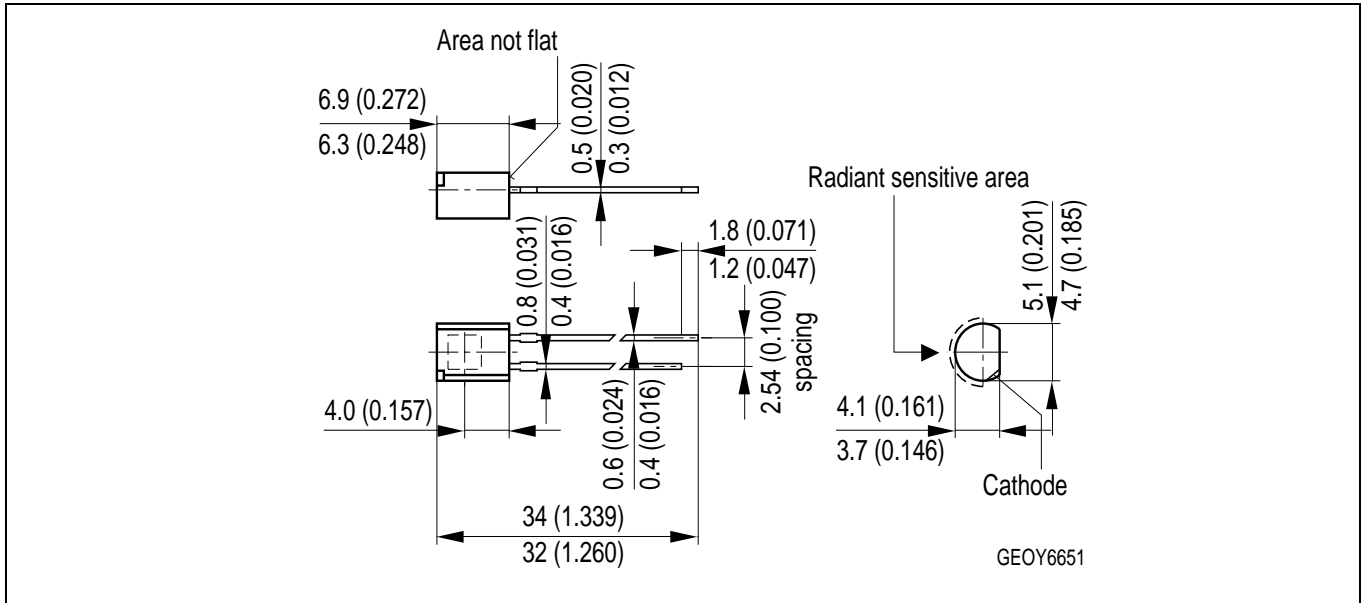
Dark Current



Directional Characteristics



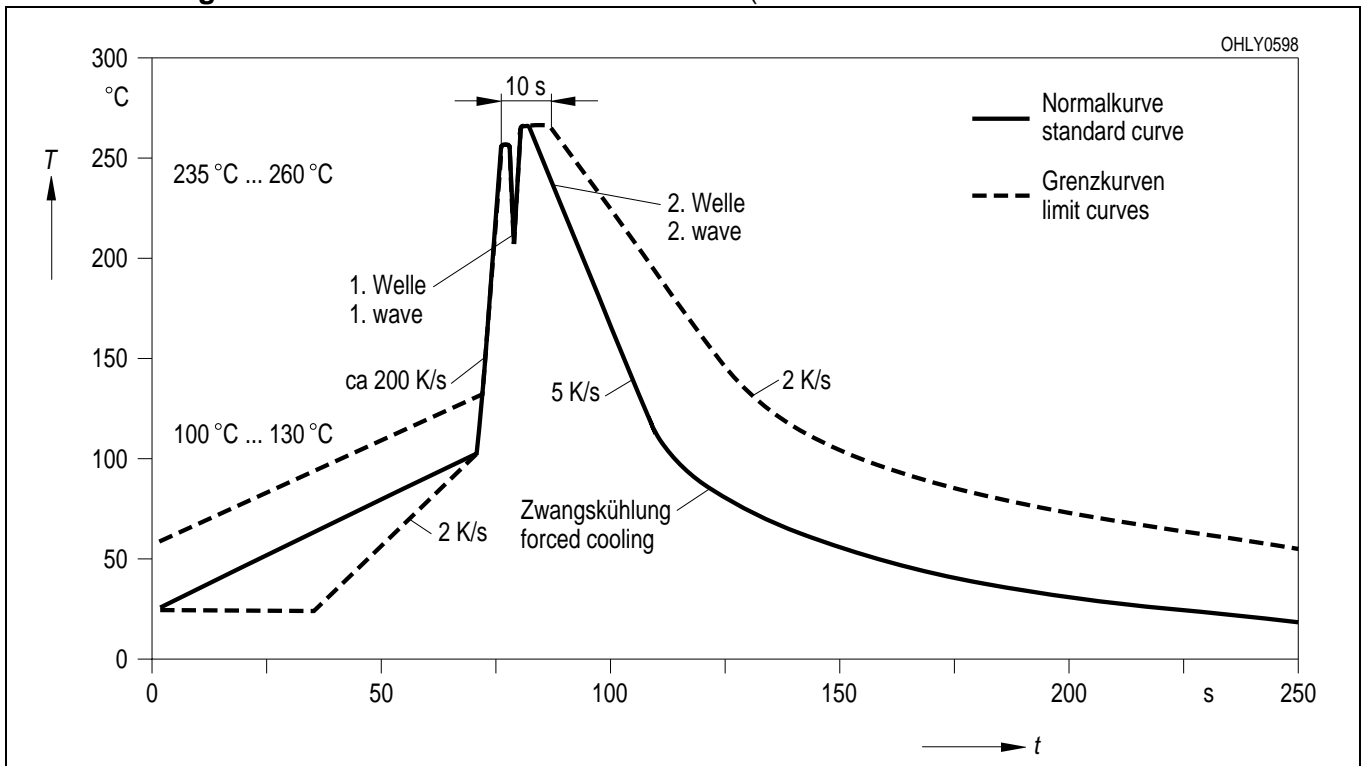
**Maßzeichnung
Package Outlines**



Maße in mm (inch) / Dimensions in mm (inch).

**Lötbedingungen
Soldering Conditions
Wellenlöten (TTW)
TTW Soldering**

(nach CECC 00802)
(acc. to CECC 00802)



Published by
OSRAM Opto Semiconductors GmbH
Wernerwerkstrasse 2, D-93049 Regensburg
www.osram-os.com
© All Rights Reserved.

EU RoHS and China RoHS compliant product



此产品符合欧盟 RoHS 指令的要求；

按照中国的相关法规和标准，不含有毒有害物质或元素。

The information describes the type of component and shall not be considered as assured characteristics. Terms of delivery and rights to change design reserved. Due to technical requirements components may contain dangerous substances. For information on the types in question please contact our Sales Organization.

Packing

Please use the recycling operators known to you. We can also help you – get in touch with your nearest sales office. By agreement we will take packing material back, if it is sorted. You must bear the costs of transport. For packing material that is returned to us unsorted or which we are not obliged to accept, we shall have to invoice you for any costs incurred.

Components used in life-support devices or systems must be expressly authorized for such purpose! Critical components¹, may only be used in life-support devices or systems² with the express written approval of OSRAM OS.

¹ A critical component is a component used in a life-support device or system whose failure can reasonably be expected to cause the failure of that life-support device or system, or to affect its safety or effectiveness of that device or system.

² Life support devices or systems are intended (a) to be implanted in the human body, or (b) to support and/or maintain and sustain human life. If they fail, it is reasonable to assume that the health of the user may be endangered.